

GRUNDFOS S RANGE  
Cast-iron submersible pumps 13-700 Hp  
60 Hz North America

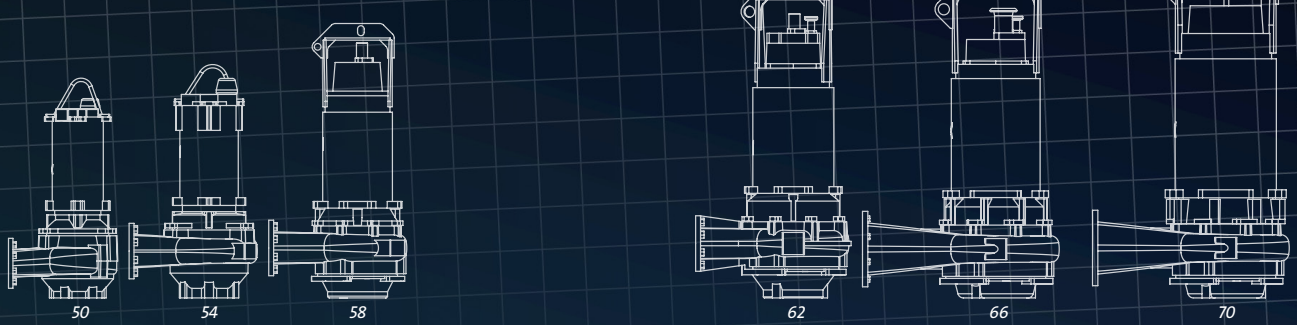
# PUMPING ON ANY SCALE



be  
think  
innovate

GRUNDFOS 





# STRENGTH FOR YOUR SYSTEMS

**Submersible pumps: from 13 to 700 Hp and 13 frame sizes**

*The Grundfos S range consists of submersible sewage pumps fitted with a channel or SuperVortex impeller. The number of motor sizes – from 13 to 700 Hp – with a very wide range, including the new updated pumps, provides an easier overview: We have divided the range into 9 frame sizes – each of them available with many different motors.*

S pumps form the backbone in many sewage systems. They get chosen for their strength, their durability, and for innovative features such as the SmartTrim impeller clearance adjustment system.

When you design a system, we invite you to draw on our vast experience. Grundfos can help you to ensure the correct system and pump sizing to avoid any potential design errors. Quite often our recommendations can save you substantial monies on design and construction costs. The sooner you call Grundfos, the sooner we can begin to assist you in making our recommendations.



## THE S RANGE AT WORK

### For unscreened raw sewage and raw water

S pumps are designed to handle unscreened raw sewage or raw water in wastewater/water infrastructure and industrial applications.

The scope of the S range lets it be used for sewage/liquid handling on any scale. Popular applications include sewage pumping stations – both local and main stations – but clean-water systems and industries also find uses for the power of S pumps.

The S-pumps are available with high efficient single-, dual-, triple or quad-channel impellers or Super Vortex impeller allowing for free passage of solids from 3.5” to 5.7”. Impellers can be delivered in stainless steel for corrosive liquids.

### Typical application areas

- Sewage pumping stations
- Wastewater treatment plants
- Raw/potable water intake and distribution
- Industry/corrosive liquids
- Large-scale buildings
- Building facilities (car parks, hotel facilities, etc.)

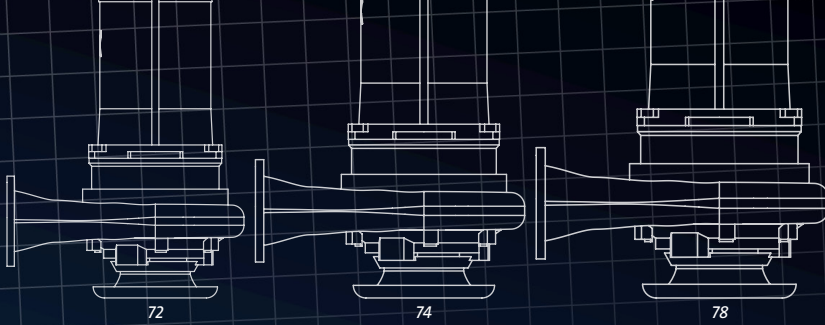
S pumps are suitable in submerged installations for both temporary and permanent use, whereas dry-installed pumps can be installed both vertically and horizontally.



*S pumps are often found in large-scale pumping stations.*

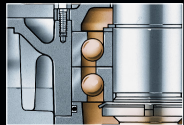


*S pumps can be used for dry installation when fitted with cooling jackets.*

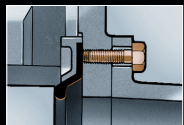


# S PUMP FEATURES

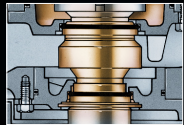
– and what they do for you



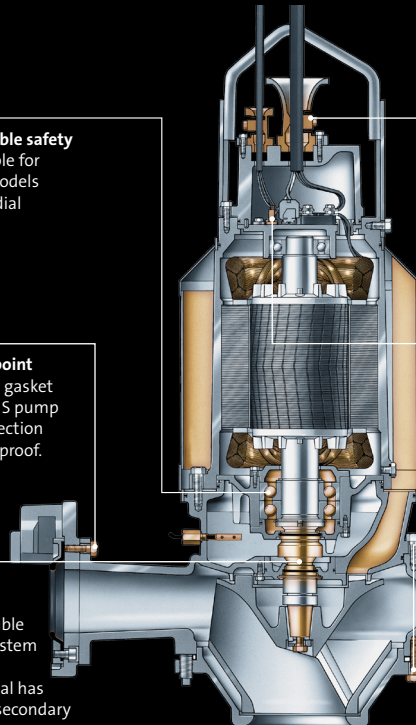
**Double bearings for double safety**  
Lower bearings are double for double safety. Certain models feature an additional radial bearing.



**No leaks at connection point**  
The Grundfos SmartSeal gasket system ensures that the S pump and auto-coupling connection point is completely leak-proof.




**No leaks into motor**  
The liquid is kept away from the motor by a double mechanical shaft seal system in the intermediate oil chamber. The primary seal has SiC/SiC rings, while the secondary seal has SiC/carbon rings.



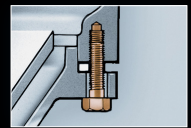
**No leaks at cable entry point**  
The cable entry point is watertight, preventing liquid from entering at this often vulnerable spot. Rounded edges also prevent cable wear.



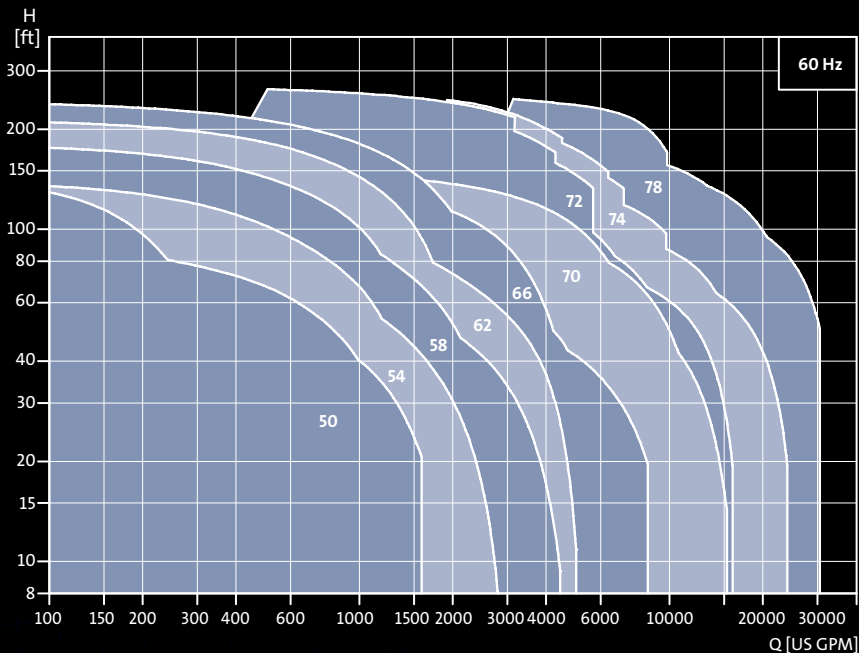
**Many sensor options**  
S models are available w/ integrated vibration sensor, analogue sensors (motor and bearing temperature, water in oil and motor insulation resistance).



**Maintain top efficiency with minimum effort**  
The patented SmartTrim system lets you adjust the impeller clearance by turning a few screws – maximum pump efficiency can be restored in a moment.



## Performance overview



## SEE THE BIGGER PICTURE

Grundfos is a global leader within water handling technology. Our passion is to bring you all the products you require to create and operate pump systems that combine reliability, cost-efficiency – and innovation. Our products are for use in water supply and wastewater infrastructure on any scale.

Grundfos has a full line of products and systems for the intake, treatment, and distribution of drinking water and for the transport and treatment of wastewater. We also offer expertise and industry insight that can increase reliability and reduce lifecycle costs for water utilities.

Key product areas include:

-  Submersible pumps
-  Surface pumps
-  Sewage pumps
-  Mixers, flowmakers & recirculation pumps
-  Pumping stations
-  Monitoring & controls
-  Dosing & disinfection
-  Aeration equipment

Our products are the result of decades of engineering expertise. Supported by a worldwide service network.