
SIMPLEX PACKAGE SYSTEMS POLYETHYLENE "ROLL-TOP" BASIN DESIGN

9S-SMPXRT-K

10S-SMPXRT-K



Applications

- Homes
- Farms
- Residential, Light Commercial and Industrial
- Collection of sewage, effluent, drainage and seepage water

Series Features

- Handles liquids and solid waste materials
- Cast iron pump housings with protective epoxy coating for corrosion and rust resistance
- Oil-filled motor housings for life time lubrication and rapid heat dissipation
- Stainless steel screws, bolts, handle and seal assembly
- Mechanical seals (stainless steel spring, nitrile parts, carbon and ceramic faces)
- Thermal overload protection
- All 115V models are UL listed
- 18" x 30" Polyethylene basin with structural foam one-piece cover
- Sturdy roll-top design
- Full flow check valve (except on noted models)
- 28" schedule 80 PVC discharge nipple with predrilled air-bleed hole
- 4" molded inlet hub
- Snap-in adaptaflex for PVC inlet pipe
- Multi-Tite[®] inserts for cast iron inlet pipe
- Molded inserts on bottom of basin to locate and secure pump
- Available Pre-Packaged or Pre-Assembled.

9S Series

For residential, medium commercial, agricultural and light industrial applications, the 9S series wastewater and sewage ejector pumps handle liquids and solid waste materials up to 2" in diameter. Pumps feature a 2" discharge with a maximum head of 18'. Cast iron housing and volute have a protective epoxy coating. Automatic operation has 11"-16" "ON" level range, and 4"-8" "OFF" level range with adjustable piggyback mechanical float switch. Package includes check valve (except on noted models.)

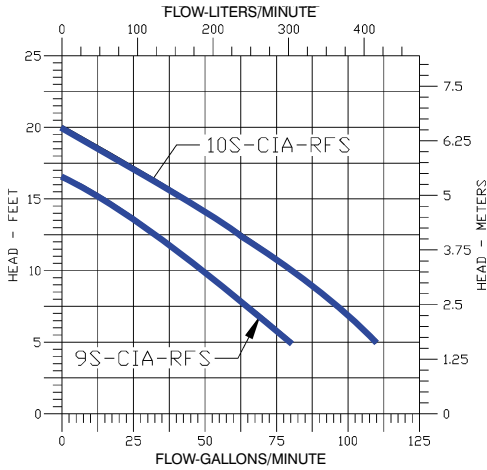
10S Series

For increased pumping rates, the 10S series wastewater and sewage ejector pumps offer greater capacities than the 9S series. These pumps handle liquids and solid waste materials up to 2" in diameter. Pumps feature a 2" discharge with a maximum head of 20'. Cast iron housing and volute have a protective epoxy coating. Automatic operation has 14"-18" "ON" level range, and 8"-12" "OFF" level range with adjustable piggy-back mechanical float switch. Package includes check valve.

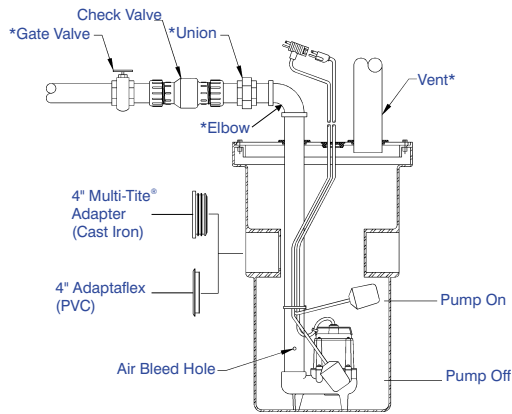
Little Giant Pump Co.

POLYETHYLENE BASINS

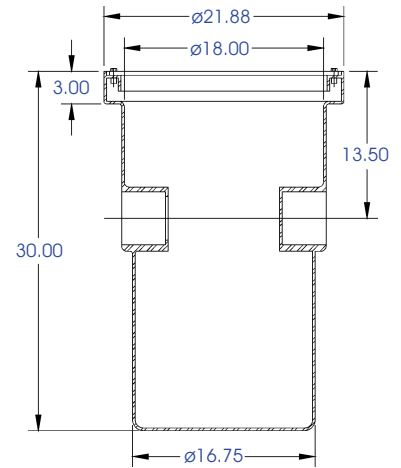
9S-SMPXRT-K/10S-SMPXRT-K



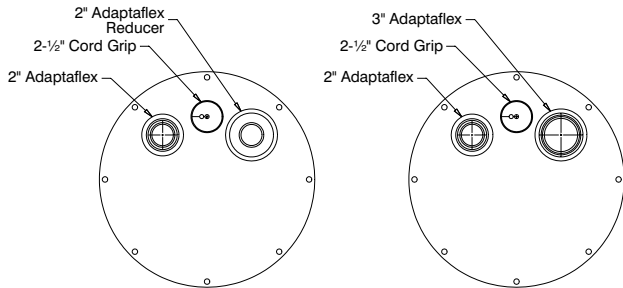
**9S-CIA-RFS/10S-CIA-RFS
PERFORMANCE CURVE**



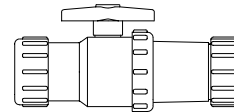
TYPICAL INSTALLATION
*Items not included



BASIN DETAIL
P/N 113056



COVER DETAIL
P/N 113058



CVBV-2

Item Number	Model Number	Pre-Assembled/ Pre-Packaged	Pump Catalog Number	Discharge Pipe	Check Valve
† 509071	9S-SMPXRT-K	Pre-Assembled	509500	2"	940026
† 509072	9S-SMPXRT-K	Pre-Packaged	509500	2"	940026
509073	9S-SMPXRT-K	Pre-Assembled	509500	2"	940022
509074	9S-SMPXRT-K	Pre-Packaged	509500	2"	940022
509075	9S-SMPXRT-K	Pre-Assembled	509510	3"	N/A
509076	9S-SMPXRT-K	Pre-Packaged	509510	3"	N/A
509077	9S-SMPXRT-K	Pre-Assembled	509510	3"	940023
509078	9S-SMPXRT-K	Pre-Packaged	509510	3"	940023
* 509079	9S-SMPXRTA-K	Pre-Assembled	509500	2"	940022
511064	10S-SMPXRT-K	Pre-Assembled	511500	2"	940022
511065	10S-SMPXRT-K	Pre-Packaged	511500	2"	940022

* - Includes 101HW High Water Alarm C/N 513252

† - Includes CVBV-2 P/N 940026, check/ball valve combination



ISO 9001 CERTIFIED



Little Giant Pump Co.

PO Box 12010
Okla. City, OK 73157

Phone: 405.947.2511
Fax: 405.228.1550

www.LittleGiantPump.com

Form No. 995222 - 07/01