



ITT

HPTANK2

Goulds Pumps

HydroPro®
Water System Tank



Engineered for life

1. Rugged, impact resistant exterior coatings.
Holds up under severe conditions.

2. Tamper proof mechanical-fit air valve.
No heat distortion from brazing. Recessed to prevent damage during shipping.

3. Deep drawn steel shell.
For added structural strength. Maximum working pressure 125 psi. (Except: V45MP & V60MP.)

4. Steel inner shell and insert.
Prevents over expansion of diaphragm for longer life.

5. Heavy-duty butyl diaphragm.
High quality FDA approved material for long, dependable service.

6. Rigid polypropylene liner.
Meets FDA and NSF requirements, providing maximum corrosion protection. Water never touches metal.

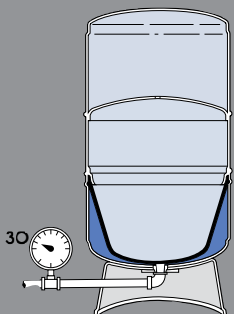
7. Patented positive retention system.
Securely fastens diaphragm and liner for years of reliable service.

8. Stainless steel system connection.
For optimal corrosion resistance.

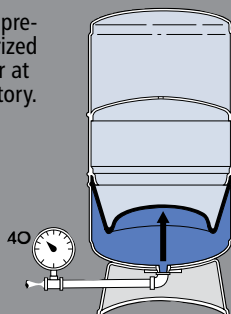
9. Corrosion-proof base.
High density polyethylene is structurally reinforced for added strength. High profile design provides easy access for water hookup.

Base extension.
Optional (not shown).
Increases the height of the inlet/outlet a full 4" for easier installation. Fits any 15" diameter tank, from models V-45 to V-100. Standard on model V-80EX.

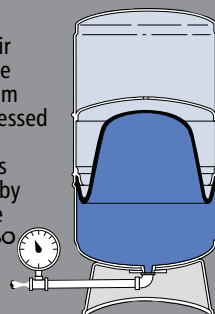
How the HydroPro tank works:



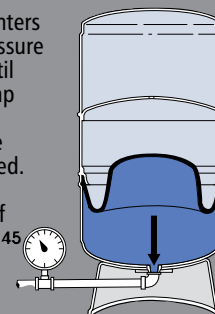
1. Tank is pre-pressurized with air at the factory.



2. As water enters, air above the diaphragm is compressed and the volume is reduced by the same volume that enters.



3. Water enters and pressure rises until the pump cut-out pressure is reached. Pump shuts off on full tank.



4. Pressure in the air chamber forces water into the system on demand, without the pump operating. When pressure drops to the cut-in point, the pump starts.

Consistent Supply... on Demand!

26 Models-2 to 116 Gallon Capacity

HydroPro tanks provide years of dependable water system storage and delivery service!

The efficient design reduces pump on/off cycles, resulting in longer motor and switch life, and reduced power costs. Each tank is factory tested and 100% air and water tight.



They Are Better Together

The most respected name in the water systems business brings you the toughest, most dependable tanks. Tanks with features that give you the best buy in quality water systems. HydroPro tanks qualify for both the Goulds ProSurance® Program and the Goulds Dealer Incentive Plan.



	Std. Model No.	Union Model No.	Total Volume (Gals.)	Drawdown in Gals. at System Operating Pressure Range of			Maximum Drawdown Vol. (Gals.)	Pre-Charge PSI	System Connection	Dimensions		Shipping Weight
				20/40 PSIG	30/50 PSIG	40/60 PSIG				Diameter	Height	
Stand Models	V45	V45U	13.9	5.1	4.3	3.7	8.4	38	1" NPTF	15 ³ / ₈	24 ¹⁵ / ₁₆	23
	V60	V60U	19.9	7.3	6.1	5.3	12.1	38	1" NPTF	15 ³ / ₈	32 ³ / ₈	34
	V80	V80U	25.9	8.9	7.7	6.7	13.9	38	1" NPTF	15 ³ / ₈	39 ⁹ / ₁₆	43
	V80EX	V80EXU	25.9	8.9	7.7	6.7	13.9	38	1" NPTF	15 ³ / ₈	42 ³ / ₈	43
	V100	V100U	31.8	11.8	9.9	8.6	13.8	38	1" NPTF	15 ³ / ₈	47 ¹ / ₄	52
	V100S	V100SU	31.8	11.8	9.9	8.6	13.8	38	1" NPTF	22	28	56
	V140	V140U	45.2	16.5	13.9	12.1	27.3	38	1 ¹ / ₄ " NPTF	22	36 ⁹ / ₁₆	64
	V200	V200U	65.1	23.9	20.0	17.4	39.3	38	1 ¹ / ₄ " NPTF	22	48 ³ / ₈	89
	V250	V250U	83.5	30.9	25.9	22.5	50.8	38	1 ¹ / ₄ " NPTF	26	46	116
	V260	V260U	84.9	31.2	26.2	22.8	44.7	38	1 ¹ / ₄ " NPTF	22	60 ¹ / ₁₆	113
V350	V350U	115.9	42.9	35.9	31.3	70.5	38	1 ¹ / ₄ " NPTF	26	61 ¹ / ₁₆	161	
Mounted Pump Models*	V45MP		13.9	5.1	4.3	3.7	8.4	38	3/4" Pipe	15 ³ / ₈	25 ¹ / ₁₆	28
	V60MP		19.9	7.3	6.1	5.3	12.1	38	3/4" Pipe	15 ³ / ₈	33 ³ / ₈	40
	V45PST		13.9	5.1	4.3	3.7	8.4	38	3/4" Pipe	15 ³ / ₈	25 ¹ / ₁₆	28
	V60PST		19.9	7.3	6.1	5.3	12.1	38	3/4" Pipe	15 ³ / ₈	33 ³ / ₈	40
Buried Models	V45B		13.9	5.1	4.3	3.7	8.4	38	1" NPTM	15 ³ / ₈	21 ¹ / ₁₆	23
	V60B		19.9	7.3	6.1	5.3	12.1	38	1" NPTM	15 ³ / ₈	28 1/2	33
	V140B		45.2	16.5	13.9	12.1	27.3	38	1 ¹ / ₄ " NPTM	22	32 ³ / ₁₆	63
	V200B		65.1	23.9	20.0	17.4	39.3	38	1 ¹ / ₄ " NPTM	22	44 ¹ / ₄	87
In-Line Models	V6P		2.0	0.7	0.6	0.5	1.2	38	3/4" NPTM	8	11 ¹⁵ / ₁₆	8
	V15P		4.5	1.7	1.4	1.2	2.7	38	3/4" NPTM	11	13 ¹⁵ / ₁₆	12
	V25P		8.2	3.1	2.6	2.2	4.5	38	3/4" NPTM	11	23 ¹ / ₁₆	21
	V45P		13.9	5.1	4.3	3.7	8.4	38	1" NPTM	15 ³ / ₈	21 ¹ / ₁₆	24
Horizontal Models w/ Bracket	V25H		8.2	3.1	2.6	2.2	4.5	38	3/4" NPTM	11	24 ⁹ / ₁₆	23
	V45H		13.9	5.1	4.3	3.7	8.4	38	1" NPTM	15 ³ / ₈	22 ⁹ / ₁₆	26
	V60H		19.9	7.3	6.1	5.3	12.1	38	1" NPTF	15 ³ / ₈	33 ³ / ₈	36

NOTES:

* Compatible with only certain Goulds pumps.

P = Pipe mounted EX = With base extension B = Buried U = Union Connection
 MP = Mounted pump PST = Pump system tank H = Horizontal with bracket

(All dimensions are in inches and weight in lbs. Do not use for construction purposes.)

Shelter tank from corrosive spray, chlorine or groundwater with high salinity. Do Not install tank where it will be subjected to spray from irrigation or landscape sprinkler systems.



ITT
 2881 East Bayard Street
 Seneca Falls, NY 13148
 Phone: (315) 568-7123
 Fax: (315) 568-7973

www.goulds.com

Copyright © 2010 ITT Corporation HPTANK2 April, 2010
 SPECIFICATIONS ARE SUBJECT TO CHANGE WITHOUT NOTICE.

Printed in U.S.A.



Engineered for life