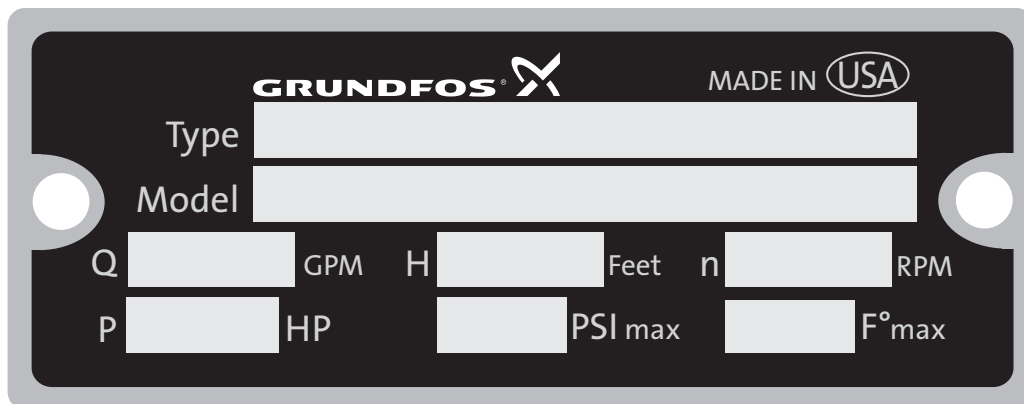
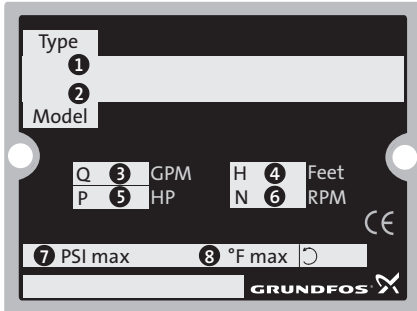


# CR

## Reading the Pump Nameplate



# Reading The Pump Nameplate



- 1 Type designation
- 2 Model, material number, production code
- 3 Gallons per minute at rate RPM
- 4 Head in feet at nameplate flow
- 5 Pump horsepower
- 6 Rated RPM
- 7 Maximum PSI
- 8 Maximum fluid temperature

### Code for Type of Pump or Physical Changes

#### Type of Pump

- A = IEC pump
- E = Ejector pump
- F = Cool Top™ high temperature model
- H = Horizontal pump with electric motor and end-suction base
- HS = High speed/pressure reverse chamber stack/direction of rotation
- K = Low NPSH pump
- M = Magnetic Drive Coupling
- R = Horizontal construction with bearing bracket
- S = Pump without staybolts
- SF = High pressure pump without staybolts reverse stack rotation
- U = NEMA pump

#### Physical Changes

- B = Oversized motor
- C = Changed point of connection
- D = Intensifier tank for double seal
- I = Changed pressure class
- J = CRE pump (pumps with high max speed rotation)
- N = CRE pump with transducer
- P = Undersized motor (1 flange size smaller)
- T = Oversized motor (2 flange sizes larger)
- X = Special product

### Code for Pipe Connection

- A = Oval flange
- B = NPT thread
- C = Clamp connection
- CA = FlexiClamp
- F = DIN flange
- FJ = DIN, ANSI and JIS flanges combined into one base
- G = ANSI flange
- J = JIS flange
- M = Changed flange connection
- N = Changed connection diameter
- O = External thread
- P = Victaulic coupling (PJE)
- W = Internal thread

### Code for Materials

- A = Standard materials
- D = Grafalon® bearing
- G = Stainless steel parts in 316 SS or similar material
- GI = Baseplate and flanges are 316LN SS
- I = Nonstainless parts converted to SS
- J = Shaft or sleeve made of 316 SS
- K = Intermediate bearings are bronze
- R = Shaft or sleeve made of 904L SS
- S = Silicon Carbide intermediate bearing/Teflon® seal
- T = Titanium
- X = Special product
- Z = Pumps of bronze, components of cast bronze

### Code for Rubber Parts in Pump

- (Excludes CR[N,X] 2, 4, 8, 16)
- E = EPDM
  - F = FXM (Flouraz)
  - K = FFXM (Kalrez)
  - P = NBR (Nitrile)
  - T = PTFE wound around FKM
  - V = FKM

### Material of Secondary Seal and other Parts made of Plastic/Rubber

- E = EPDM
- K = FFXM (Kalrez)
- M = PTFE wound around FKM
- P = NBR (Nitrile)
- S = Q (Silicone rubber)
- T = PTFE (Teflon®)
- V = FKM
- X = Special product

### Material of Stationary Ring

- A = Carbon, metal impregnated
- B = Carbon, plastic impregnated
- C = Other types of carbon
- H = Carbon with imbedded Tungsten Carbide (Hybrid)
- Q = Silicon carbide
- S = Chromium steel
- U = Tungsten carbide
- V = Aluminum oxide
- X = Other types of ceramics

### Material of Rotating Ring

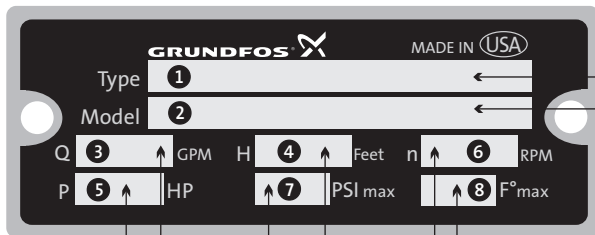
- A = Carbon, metal impregnated
- B = Carbon, plastic impregnated
- C = Other types of carbon
- Q = Silicon carbide
- S = Chromium steel
- U = Tungsten carbide
- V = Aluminum oxide
- X = Other types of ceramics

### Type of Shaft Seal

- A = O-ring seal with fixed seal driver
- B = Rubber bellows seal
- C = O-ring seal with a spring working as a driver
- D = Balanced seal
- E = Cartridge with O-ring (Type A)
- F = Cartridge with rubber bellows
- G = Bellows seal with reduced diameter stationary ring
- H = Balanced seal, cartridge (Type D)
- K = Metal bellows seal (Type M) Cartridge
- O = Double shaft seal (back to back)
- P = Double shaft seal (Tandem)
- Q = Quench seal (with flushing)
- R = O-ring seal with reduced diameter stationary ring
- S = Shaft seal
- X = Miscellaneous

- No. of reduced diameter impellers (CR(N) 32, 45, 64, & 90 only)
- No. of impellers (used only if pump has fewer impellers than chambers)
- No. of stages CR(I,N) 1S, 1, 3, 5, 10, 15 & 20
- No. of stages x 10 CR(N,X) 2, 4, 8, & 16
- No. of stages CR(N) 32, 45, 64, & 90
- Nominal flow rate in m<sup>3</sup>/hr (multiply by 5 to get GPM)
- "I" or "X" Cast Iron components replaced by 316 SS, stack and sleeve of 304 SS
- "N" if all parts in contact with water are 316 SS
- "T" if all parts in contact with water are Titanium
- "E" if a Grundfos MGE or MLE VFD motor is attached

Centrifugal pump



- Pump horsepower
- Gallons per minute at rated RPM
- Maximum PSI
- Head (in feet) at nameplate flow
- RPM
- Maximum fluid temperature

CR 8-20/1-1 U-G-A-E-BUBE

A 12345678 P1 03 20 U.S. 879

Designated model (e.g. A, B, C, D) Product Number

- Production Company
- Last two digits of year of production
- Production week number (01 to 51)
- U.S. serial number

LSM-NPC-001 Rev. 04/03  
PRINTED IN USA

GRUNDFOS Pumps Corporation  
17100 W. 118th Terrace  
Olathe, Kansas 66062  
Phone: 913.227.3400  
Fax: 913.227.3500

GRUNDFOS Canada, Inc.  
2941 Brighton Road  
Oakville, Ontario L6H 6C9 Canada  
Phone: 905.829.9533  
Fax: 905.829.9512

Bombas GRUNDFOS de Mexico S.A. de C.V.  
Boulevard TLC No. 15  
Parque Industrial Stiva Aeropuerto  
Apodaca, N.L. Mexico 66600  
Phone: 52.81.8144.4000  
Fax: 52.81.8144.4010