

# OEM Product Capabilities

Pump solutions from a World Leader



## RD Series

**24VDC powered, compact, canned motor pump**

**Easy to Integrate** - DC Power, 24 volt, DC brushless motors with integral controllers make wiring and regulatory compliance easy.

**Easy to live with** - Brushless motors and our superior engineering offer design lives in excess of 25K hours.

**Easy to fit** - Our unique, canned motor design offers the most compact package available. Even “heads-up” mounting into a reservoir is possible, making it easy to find a home for this pump.

**Easy on your budget** - Our pumps offer unmatched value! There are no parts kits because you won't be needing them.

**Easy on your ears** - Our pumps have sound levels as low as 40dB. We can easily provide test data for each of our models.

**Applications** - Perfect for fuel cell coolant recirculation, electronics cooling, lasers, cell phone amplifiers, servers, power supplies, etc.

*Think twice. Spec Once.*



### Specifications

RD-	Connections inches (mm)		Max Flow GPM (LPM)	Max TDH FT (m)	Max S.G.
	Suction	Discharge			
05	0.55 (14)	0.32 (8)	1.1 (4)	10 (3)	1.0
05H	0.55 (14)	0.32 (8)	1.6 (6)	30 (9)	1.0
06	0.55 (14)	0.55 (14)	2.4 (9)	3.9 (1.2)	1.15
10	0.59 (15)	0.59 (15)	2.9 (11)	4.9 (1.5)	1.12
12	3/8 NPT/0.67 (17)		2.6 (10)	20 (6)	1.0
12Z	3/8 NPT/0.67 (17)	1/4 NPT 0.4 (10)	0.8 (3)	29.5 (9)	1.0
20	0.71 (18)		4.0 (15)	26 (8)	1.0
30	0.71 (18)		5.3 (20)	33 (10)	1.0

RD-	Motor					Weight lb (kg)
	Voltage VDC	Current (A)	Starting Current (A)	Power W	Speed (RPM)	
05	24	0.4	1.5	3.5	3500	.88 (0.4)
05H	24	1.6	4.0	17	6000	1.1 (0.5)
06	24	0.35	N/A	3.2	N/A	0.88 (0.4)
10	24	0.35	N/A	3.2	N/A	0.88 (0.4)
12	24	1.0	3.2	12	Variable	1.3 (0.6)
12Z	24	1.2	N/A	15	Variable	1.3 (0.6)
20	24	2.5	8.0	25	3200	2.86 (1.3)
30	24	3.2	10.0	45	3500	2.86 (1.3)

12 VDC option available for OEM applications. Contact Iwaki America for details.



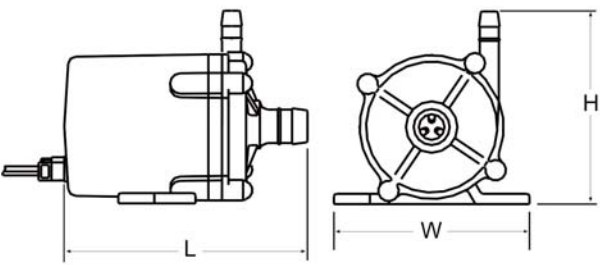
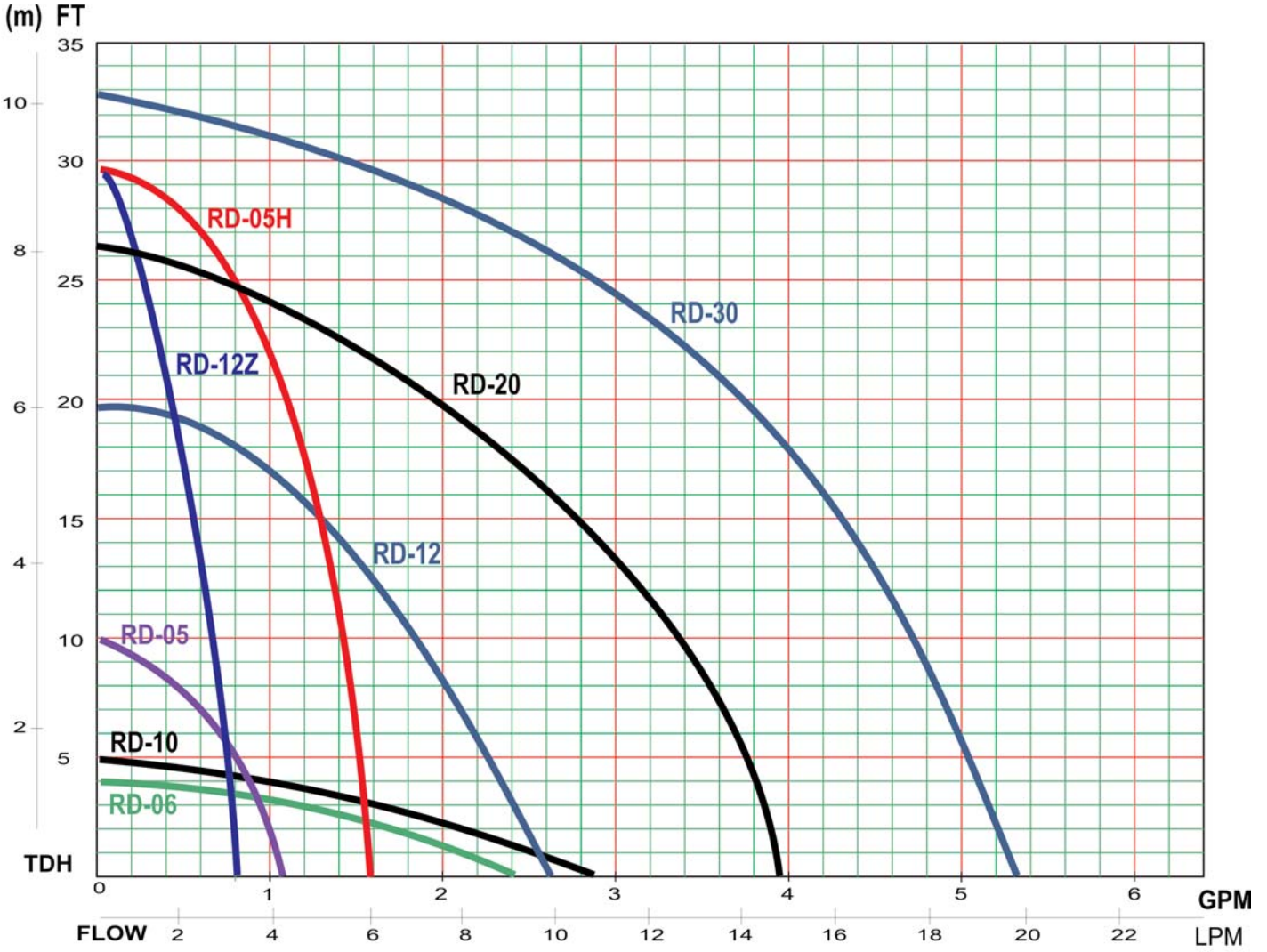


Fig. 1

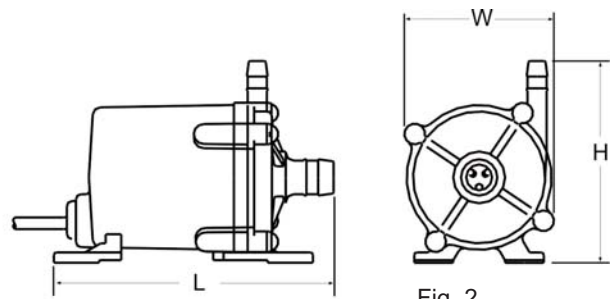


Fig. 2

**Dimensions in inches (mm)**

Model	W	H	L	Figure#
RD-05	3.0 (76)	3.0 (76)	3.7 (94)	Fig.1
RD-05H	2.3 (58)	3.1 (79)	4.3 (109)	Fig.2
RD-6/10	3.1 (78)	3.1 (78)	3.4 (86)	Fig.1
RD-12/12Z	3.1 (78)	3.2 (82)	3.7 (93)	Fig.1
RD-20/30	4.4 (112)	4.7 (119)	4.3 (109)	Fig.3

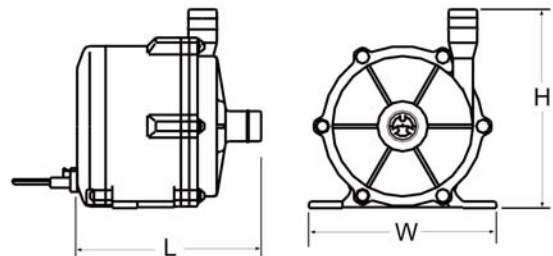


Fig. 3

IALT-00010.D Jan 2008

