

Rotary Lobe Pump LobeStar RM100

Holland® Pump Company
Corporate Office: 2610 Sidney Lanier Drive
Brunswick, Georgia 31525
Phone 912-466-0304
1-888-997-PUMP
www.hollandpump.com

PUMP SPECIFICATIONS

Rated Capacities: 0 - 600 GPM

Displacement: 100 US gallons per 100 revolutions

Max Continuous Pressure: 50 psi

Max Intermittant Pressure: 70 psi

Starting Torque: 1685 in./lb. (140 ft./lbs.)

Flange Connections: 6" Flat Face ANSI, 150 lbs. Flange connections included

Rated Speed: 0 - 600 RPM. Consult factory for recommended operating speeds

Rotors in: Helix four wing rotors, NBR standard, other materials available on request

Wet-Ends: Standard in Gray Cast Iron

Bearings: L10 life estimated beyond 100,000 hours

Mechanical Seals: 2 Duronit vs. Duronit seal cartridges. The seal holder is plated with electroless nickel

Solids Passing: to 1.5" compressible solids

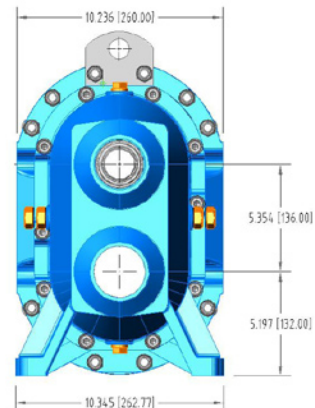

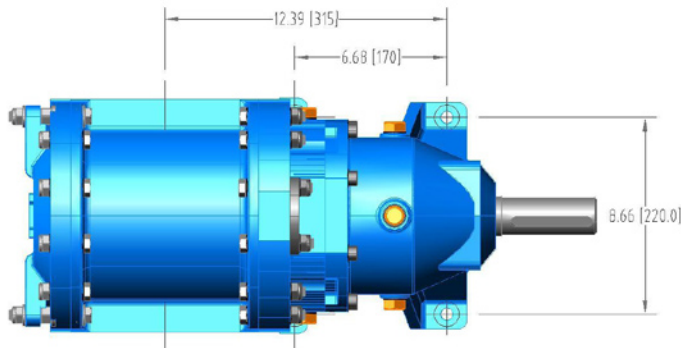
Driveshaft: Nominal 42mm diameter driveshaft with 8mm x 12mm keyway

Shaft Material: Alloy Steel, AISI 4140

Gear Material: AGMA Class 8, SAE 1045

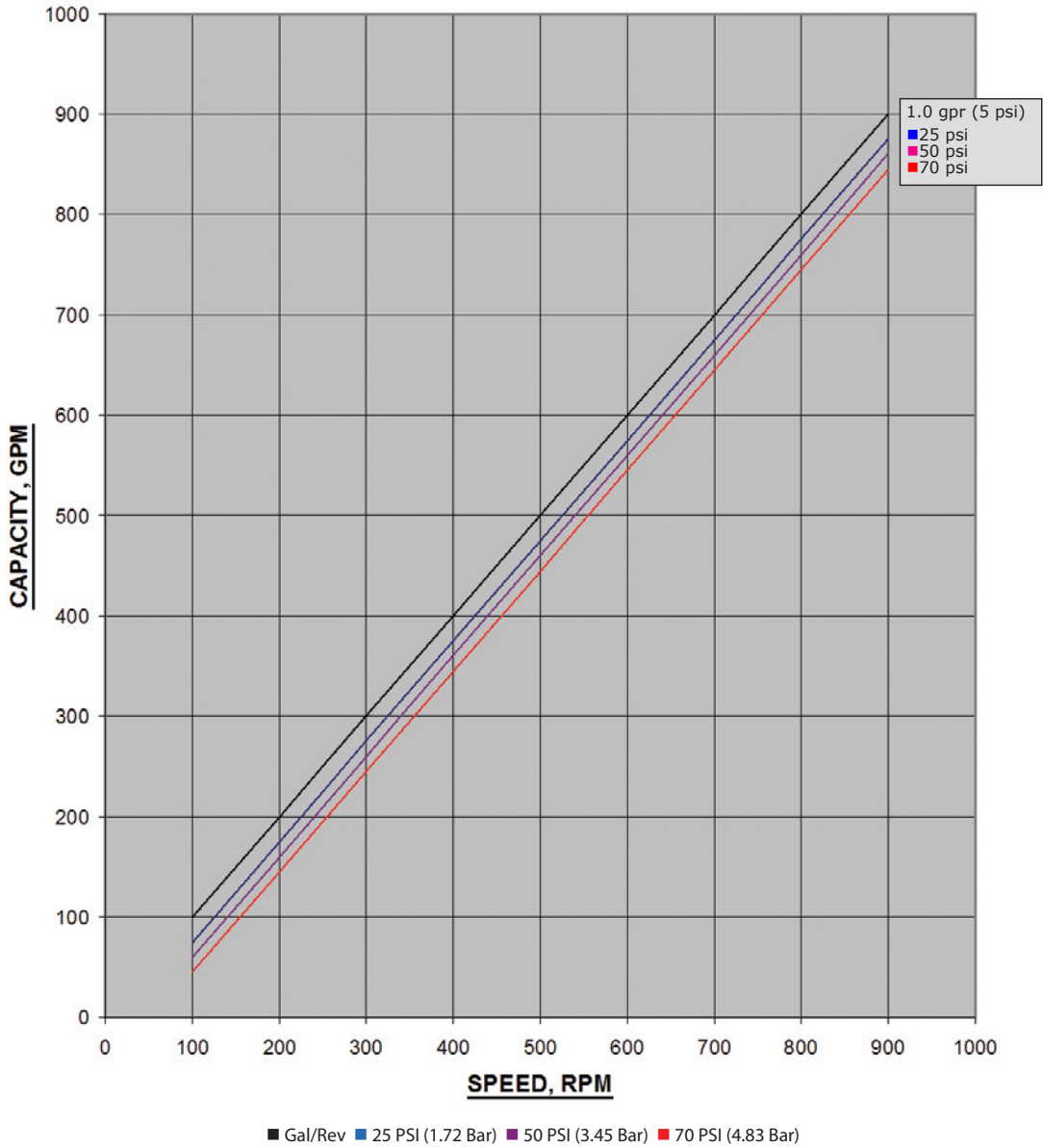
Approx. Weight: 305 lbs. (138.3 kg)

Warranty: Two year warranty on workmanship, 1 year warranty on wear parts when the pump is used in a pre-approved application correctly.



Rotary Lobe Pump
LobeStar RM100

Lobestar RM100 Performance Curve



Lobestar RM100 Horsepower Requirement

