

Rotary Lobe Pump Lobestar RM50

Holland® Pump Company
Corporate Office: 2610 Sidney Lanier Drive
Brunswick, Georgia 31525
Phone 912-466-0304
1-888-997-PUMP
www.hollandpump.com

PUMP SPECIFICATIONS

Rated Capacities: 0 - 300 GPM

Displacement: 50 US gallons per 100 revolutions

Max Continuous Pressure: 125 psi

Max Intermittant Pressure: 150 psi

Starting Torque: 1273 in./lb. (106 ft./lbs.)

Flange Connections: 4" Flat Face ANSI, 150 lbs.

Flange connections included

Rated Speed: 0-600 RPM. Consult factory for recommended operating speeds

Rotors in: Helix four wing rotors, NBR standard, other materials available on request

Wet-Ends: Standard in Gray Cast Iron

Wear Plates: Tungsten Carbide

Solids Passing: to 1.5" compressible solids

Bearings: L10 life estimated beyond 100,000 hours

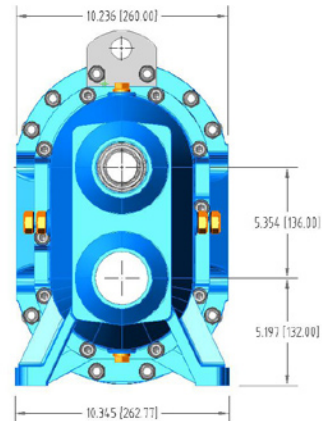
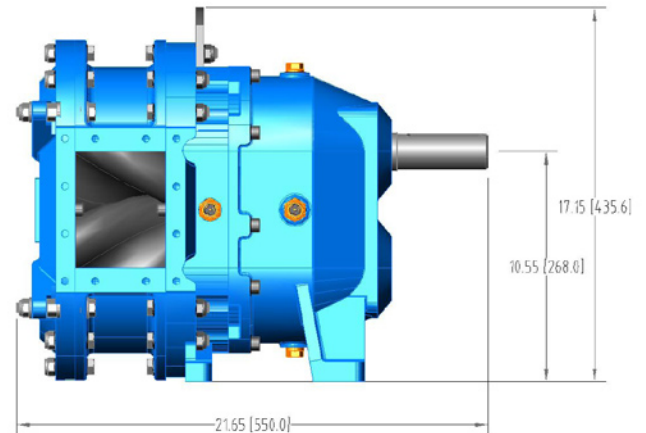
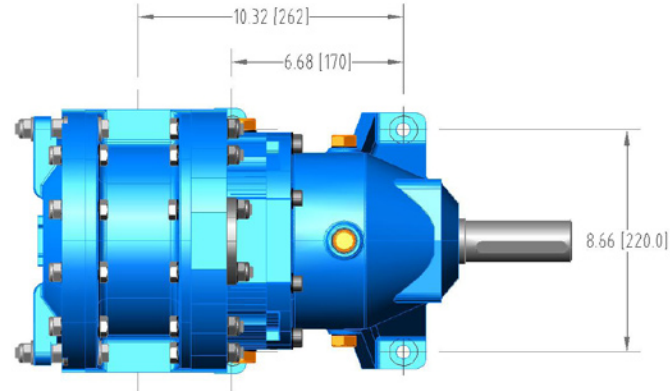
Mechanical Seals: 2 Duronit vs. Duronit seal cartridges. The seal holder is plated with electroless nickel

Driveshaft: Nominal 42mm diameter driveshaft with 8mm x 12mm keyway

Shaft Material: Alloy Steel, AISI 4140

Gear Material: AGMA Class 8, SAE 1045

Warranty: Two year warranty on workmanship, 1 year warranty on wear parts when the pump is used in a pre-approved application correctly.



Rotary Lobe Pump
Lobestar RM50

