

# CONERY<sup>TM</sup>

MFG INC

ENGINEERED  
**QUALITY**  
BUILT FOR YOU



**41**  
YEARS

**PRODUCT CATALOG**

EFFECTIVE JANUARY 20, 2020

Conery Manufacturing has been providing quality products for water and wastewater pumping stations for over 40 years. We have built strong customer relationships based upon quality products, quick and accurate shipments, and competitive pricing. Find out what makes Conery Manufacturing different.

# ABOUT CONERY MANUFACTURING



## BASE ELBOW RAILS

Built to meet the engineered standards of municipal wastewater stations, freeflo elbows are designed to configure with nearly all submersible pumps in the market today. As the offering of freeflo elbows has expanded to include 316 Stainless Steel options, so has our experience with thousands of quality installations.

## DEAR CUSTOMERS,

*After 40 years Conery Mfg, Inc. remains dedicated to providing our customers with quality products coupled with excellent customer service. We are committed to offering you the tools you need to successfully accomplish your most challenging tasks. At Conery Manufacturing we take pride in our ability to serve our customers' most important needs. From our extensive product line and engineered drawings to our trained staff, we are ready to provide you with the hardware and information you need to make your project a success.*

Sincerely,

*Chris Shafer*

Vice President



## FLOAT SWITCHES

Quality and reliability are the hallmarks of our proven line of float switches. Regardless of specification or application, Conery Mfg Inc is dedicated to providing the right float switch with knowledgeable customer service, unmatched production flexibility, and timely shipping.





# Freeflo Guiderail Kits



## FiberGlyde

## EZ Glyde

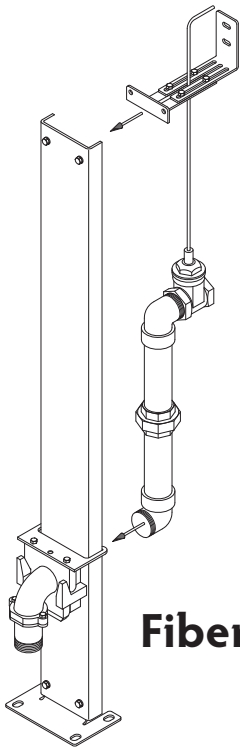
		List	With Discharge Piping
FiberGlyde	125-6'	\$865.00	\$1045.00
FiberGlyde	125CV-6'	\$903.00	\$1083.00
EZGlyde	125-6'	\$1045.00	\$1225.00
EZGlyde	125CV-6'	\$1145.00	\$1325.00

Available in 1.25", 1.5", 2" and non-sparking.

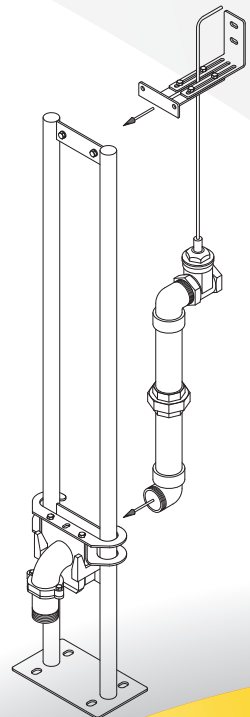
*\* Patent Pending \**

*Please Call for Basin Stud Plates*

Remove pumps easily with the FiberGlyde and EZ Glyde Guiderail Systems. Both units offer easy installation with the Freeflo proven BERS disconnect. Both units are designed for new installations or station rehabs.



**FiberGlyde**



**EZ Glyde**



# BASE ELBOW RAIL SYSTEMS

1.25", 1.50" & 2.00"

## DESIGNED FOR SIMPLE INSTALLATION

The Freeflo Base Elbow Rail System is designed for the simple installation and removal of most vertical discharge pumps. Its innovative design allows for pump service without the need to disconnect plumbing or physically enter the basin. Flanges available separately, if necessary.



### **BERS-0125, BERS-0150 or BERS-0200**

**LIST PRICE: \$599.00**


- Ductile Iron Construction
- Powder Coated for Corrosion Resistance
- Stainless Steel Accessories Standard
- Guide Rail Pins Designed to Accept 0.75" or 1.00" Rails
- Rated for Pumps Weighing Less than 250 lbs
- 2.00" Discharge
- Shipping Weight 42 lbs.



### **BERS-0125 CV, BERS-0150 CV or BERS-0200 CV**

**LIST PRICE: \$777.00**

- Includes Integral Check Valve in Pull-Out Flange
- Allows for Removal of Check Valve with Pump
- Ductile Iron Construction
- Powder Coated for Corrosion Resistance
- Stainless Steel Accessories Standard
- Guide Rail Pins Designed to Accept 0.75" or 1.00" Rails
- Rated for Pumps Weighing Less than 250 lbs
- 2.00" Discharge
- Shipping Weight 47 lbs.



### **BERS-0125 EX, BERS-0150 EX or BERS-0200 EX**

**LIST PRICE: \$950.00**

### **BERS-0125 CV EX, BERS-0150 CV EX or BERS-0200 CV EX**

**LIST PRICE: \$1244.00**

- Non-Sparking Design
- Bronze Pull-Out Flange
- Bronze Lower Guide Rail Plate
- Ductile Iron Construction
- Powder Coated for Corrosion Resistance
- Stainless Steel Accessories Standard
- Guide Rail Pins Designed to Accept 0.75" or 1.00" Rails
- Rated for Pumps Weighing Less than 250 lbs
- 2.00" Discharge
- Shipping Weight 47 lbs.



Visit our webpage at [www.ConeryMFG.com](http://www.ConeryMFG.com) for technical data & charts regarding pump compatibility with our base elbows.



## **BERS-0125 SST, BERS-0150 SST or BERS-0200 SST**

**LIST PRICE: \$3,230.00**

- 316 Stainless Steel Construction
- 316 Stainless Steel Accessories Standard
- Guide Rail Pins Designed to Accept 0.75" or 1.00" Rails
- Rated for Pumps Weighing Less than 250 lbs
- 2.00" NPT Discharge
- Shipping Weight 42 lbs.



## **BERS-300H SST, BERS-300V SST**

**LIST PRICE: 300H \$4,318.00      300V \$4,589.00**  
**325H \$4,426.00      320V \$4,697.00**

- 316 Stainless Steel Construction
- 316 Stainless Steel Accessories Standard
- Guide Rail Pins Designed to Accept 0.75", 1.00" or 1.25" Rails
- Rated for Pumps Weighing Less than 400 lbs
- 3.00" NPT Discharge
- Shipping Weight: 300H, 60 lbs., 300V, 70 lbs.



## **BERS-0400 SST, BERS-0430 SST**

**LIST PRICE: \$8,532.00**

- 316 Stainless Steel Construction
- 316 Stainless Steel Accessories Standard
- Guide Rail Pins Designed to Accept 1.50" or 2.00" Rails
- Rated for Pumps Weighing Less than 2000 lbs
- 4.00" Flanged Discharge
- Shipping Weight 130 lbs.



## **316 SST UPPER GUIDE RAIL BRACKETS**

<b>UGB-STNLS 316</b>	<b>\$252.72</b>
<b>UGB-0150 316</b>	<b>\$328.00</b>
<b>UGB-0200 316</b>	<b>\$328.00</b>
<b>UGB-0300 316</b>	<b>\$443.00</b>



## **316 SST INTERMEDIATE GUIDE RAIL BRACKETS**

<b>IGB-0100 316</b>	<b>\$380.00</b>
<b>IGB-0125 316</b>	<b>\$380.00</b>
<b>IGB-0150 316</b>	<b>\$380.00</b>
<b>IGB-0200 316</b>	<b>\$458.00</b>
<b>IGB-0300 316</b>	<b>\$499.00</b>



# 3.00" BASE ELBOW RAIL SYSTEMS

The BERS-0300 Base Elbow Rail System is designed for the simple installation and removal of most 3.00" vertical or horizontal discharge pumps. Its innovative design allows for pump service without the need to disconnect plumbing or physically enter the basin.



## **BERS-0300 V, BERS-0320 V**

**LIST PRICE: \$1,161.00**

## **BERS-0300 VEX, BERS-0320 VEX**

**LIST PRICE: \$2,046.00**

- Designed for Vertical Discharge Pumps
- Ductile Iron Construction
- Powder Coated for Corrosion Resistance
- Guide Rail Pins Designed to Accept 0.75", 1.00", or 1.25" Rails
- Rated for Pumps Weighing Less than 400 lbs
- 3.00" Discharge
- BERS-0320 V = 3.00" x 2.00" Pump Adapter Flange
- Shipping Weight 70 lbs.



## **BERS-0300 H, BERS-0325 H**

**LIST PRICE: \$1,159.00**

- Designed for Horizontal Discharge Pumps
- Ductile Iron Construction
- Powder Coated for Corrosion Resistance
- Guide Rail Pins Designed to Accept 0.75", 1.00", or 1.25" Rails
- Rated for Pumps Weighing Less than 400 lbs
- 3.00" Discharge
- BERS-0325 H = 3.00" x 2.50" Pull-Out Flange
- Shipping Weight 60 lbs.



## **BERS-0300 HEX, BERS-0325 HEX**

**LIST PRICE: \$2,046.00**

- Non-Sparking Design
- Bronze Lower Guide Rail Plate
- Designed for Horizontal Discharge Pumps
- Ductile Iron Construction
- Powder Coated for Corrosion Resistance
- Guide Rail Pins Designed to Accept 0.75", 1.00", or 1.25" Rails
- Rated for Pumps Weighing Less than 400 lbs
- 3.00" Discharge
- BERS-0325 HEX = 3.00" x 2.50" Non-Sparking Pull-Out Flange
- Shipping Weight 60 lbs.

Visit our webpage at [www.ConeryMFG.com](http://www.ConeryMFG.com) for technical data & charts regarding pump compatibility with our base elbows.  
Freeflo base elbows not recommended for use with submersible turbine pumps and submersible well pumps.



**PULL-OUT  
FLANGES**



**PULL-OUT  
FLANGES**



**PUMP ADAPTER  
FLANGES**



**UPPER GUIDE  
RAIL BRACKET**  
316 SST AVAILABLE



**INTERMEDIATE GUIDE  
RAIL BRACKET**  
316 SST AVAILABLE



**O-RING SETS**



**PULL-OUT KITS**



**HPG**



**SGV**



**LSG**



**SRA**

**ADAPTERS**

Item	Description	List Price
POF-0125	Pull-Out Flange For 1.25" Elbow (includes PAF)	\$ 281.00
POF-0125 CV	Pull-Out Flange For 1.25" Check Valve Elbow (includes PAF)	486.00
POF-0125 EX	Pull-Out Flange For 1.25" Bronze Non-Sparking Elbow (includes PAF)	507.00
POF-0125 CV EX	Pull-Out Flange For 1.25" Bronze Non-Sparking Elbow (includes PAF)	745.00
POF-0150	Pull-Out Flange For 1.50" Elbow (includes PAF)	281.00
POF-0150 CV	Pull-Out Flange For 1.50" Check Valve Elbow (includes PAF)	486.00
POF-0150 EX	Pull-Out Flange For 1.50" Bronze Non-Sparking Elbow (includes PAF)	507.00
POF-0150 CV EX	Pull-Out Flange For 1.50" Bronze Non-Sparking Elbow (includes PAF)	745.00
POF-0200	Pull-Out Flange For 2.00" Elbow (includes PAF)	281.00
POF-0200 CV	Pull-Out Flange For 2.00" Check Valve Elbow (includes PAF)	486.00
POF-0200 EX	Pull-Out Flange For 2.00" Bronze Non-Sparking Elbow (includes PAF)	507.00
POF-0200 CV EX	Pull-Out Flange For 2.00" Bronze Non-Sparking Elbow (includes PAF)	745.00
POF-0300 H	Pull-Out Flange For 3.00" Horizontal Elbow	529.00
POF-0300 HEX	Pull-Out Flange For 3.00" Bronze Non-Sparking Horizontal Elbow	1,215.00
POF-0325 H	Pull-Out Flange For 3.00" X 2.50" Horizontal Elbow	529.00
POF-0325 HEX	Pull-Out Flange For 3.00" X 2.50" Non-Sparking Horizontal Elbow	1,215.00
POF-0300 V	Pull-Out Flange For 3.00" Vertical Elbow (includes PAF)	476.00
POF-0300 VEX	Pull-Out Flange For 3.00" Non-Sparking Vertical Elbow (includes PAF)	1,215.00
POF-0320 V	Pull-Out Flange For 3.00" X 2.00" Vertical Elbow (includes PAF)	476.00
POF-0320 VEX	Pull-Out Flange For 3.00" X 2.00" Non-Sparking Vertical Elbow (includes PAF)	1,215.00
PAF-0125	1.25" SS Pump Adapter Flange	108.00
PAF-0150	1.50" SS Pump Adapter Flange	114.00
PAF-0200	2.00" SS Pump Adapter Flange	121.00
PAF-0300	3.00" SS Pump Adapter Flange	171.00
PAF-0320	3.00" X 2.00" SS Pump Adapter Flange	171.00
UGB-STNLS	SS Upper Guide Bracket For Rail Sizes 0.75", 1.00", 1.25"	193.50
UGB-PC	Powder Coated Steel Upper Guide Bracket	76.00
IGB-0075	SS Intermediate Guide Bracket For 0.75" Rail	250.00
IGB-0100	304 SST Intermediate Guide Bracket For 1.00" Rail	250.00
IGB-0125	304 SST Intermediate Guide Bracket For 1.25" Rail	250.00
LGRP-0200	304 SST Lower Guide Plate For Elbows 1.25"-2.00" Discharge	124.00
LGRP-0300	SS Lower Guide Plate For Elbows 3.00" Discharge	125.50
O-Ring-0200	O-Ring Set For 1.25"-2.00" Elbows	16.00
O-Ring-0300	O-Ring Set For 3.00" Vertical Elbows	19.00
POK-0300	Hardware & Gasket Kit For 3.00" Horizontal Elbows	95.00
POK-0325	Hardware & Gasket Kit For 3.25" Horizontal Elbows	95.00
HPG Spacer	Optional Spacer Kit For HPG Grinder Pumps	44.00
SGV Adapter	Optional Mounting Kit For SGV Grinder Pumps	33.50
SRA Adapter	SRA Rail System	72.00
LSG Adapter	Mounting Elbow for LSG Grinder Pumps	38.00

# BASE ELBOW RAIL SYSTEMS

4.00", 6.00" & 8.00"

The BERS-0400, BERS-0600 and BERS-0800 Base Elbow Rail System is designed for engineered pump stations with flanged discharges and pull-outs to accommodate larger pumps. Its innovative design allows for pump service without the need to disconnect plumbing. Pull-out flanges for base elbows can be modified to accommodate unique pump bolt patterns. Please call for pricing & information.

## PRODUCT FEATURES

- Ductile iron construction
- Powder coated for corrosion resistance
- Metal-to-Metal design with stainless steel breakaway ring
- Flygt Adaptable
- POF's are Flygt Adaptable



### BERS-0400, BERS-0430

**LIST PRICE: \$1,544.00**

- Guide rail pins designed to accept 1.50" or 2.00" rails (Call for 3")
- Heavy duty rubber gasket available (alternate seal)
- Rated for pumps weighing less than 2,000 lbs
- 4.00" flanged discharge
- BERS-0430 = 4.00" x 3.00" Pull-Out Flange
- Shipping Weight 136 lbs.

### BERS-0400 HEX, BERS-0430 HEX

**LIST PRICE: \$2232.00**

- Non-Sparking Design



### BERS-0600, BERS-0640

**LIST PRICE: \$1,911.00**

- Guide rail pins designed to accept 2.00" rails (Call for 3")
- Heavy duty rubber gasket available (alternate seal)
- Rated for pumps weighing less than 2,000 lbs
- 6.00" flanged discharge
- BERS-0640 = 6.00" x 4.00" Pull-Out Flange
- Shipping Weight 185 lbs.
- **Please add SP-600 for Flygt compatibility**

### BERS-0600 HEX, BERS-0640 HEX

**LIST PRICE: \$3,159.00**

- Non-Sparking Design



### BERS-0800, BERS-0860

**LIST PRICE: \$2,898.00**

- Guide rail pins designed to accept 2.00" or 3.00" rails
- Rated for pumps weighing less than 4,000 lbs
- 8.00" flanged discharge
- BERS-0860 = 8.00" x 6.00" Pull-Out Flange
- Shipping Weight 310 lbs.

### BERS-0800 HEX, BERS-0860 HEX

**LIST PRICE: \$4,849.00**

- Non-Sparking Design



Visit our webpage at [www.ConeryMFG.com](http://www.ConeryMFG.com) for technical data & charts regarding pump compatibility with our base elbows.  
Freeflo base elbows not recommended for use with submersible turbine pumps and submersible well pumps.





**PULL-OUT  
FLANGES**



**PULL-OUT  
FLANGES**



**PULL-OUT  
FLANGES**



**UPPER GUIDE  
RAIL BRACKET**



**FULL GASKETS**



**SS SEALING  
GASKETS**



**WEDGE ANCHORS  
304 SST**



**PULL-OUT KITS**



**INTERMEDIATE  
GUIDE RAIL  
BRACKET**

<i>Item</i>	<i>Description</i>	<i>List Price</i>
POF-0400	Pull-Out Flange For 4.00" Elbow.....	\$ 685.00
POF-0430	Pull-Out Flange For 4.00" X 3.00" Elbow .....	685.00
POF-0400 HEX	Pull-Out Flange For 4.00" Non-Sparking Elbow.....	1,085.00
POF-0430 HEX	Pull-Out Flange For 4.00" X 3.00" Non-Sparking Elbow .....	1,085.00
POF-0600*	Pull-Out Flange For 6.00" Elbow (*Add SP-0600-F for FLYGT Systems) .....	853.00
POF-0640*	Pull-Out Flange For 6.00" X 4.00" Elbow (*Add SP-0600-F for FLYGT Systems) .....	853.00
POF-0600 HEX*	Pull-Out Flange For 6.00" Non-Sparking Elbow (*Add SP-0600-Bronze for FLYGT Systems) .....	1,463.00
POF-0640 HEX*	Pull-Out Flange For 6.00" X 4.00" Non-Sparking Elbow (*Add SP-0600-Bronze for FLYGT Systems) .....	1,463.00
POF-0800	Pull-Out Flange For 8.00" Elbow.....	1,317.00
POF-0860	Pull-Out Flange For 8.00" X 6.00" Elbow .....	1,317.00
SP-0600-F	Sealing Ring for FLYGT Compatibility .....	92.00
SP-0600-Bronze	Bronze Sealing Ring for FLYGT Compatibility.....	267.00
UGB-0150	SS Upper Guide Bracket For 1.50" Rail.....	230.00
UGB-0200	SS Upper Guide Bracket For 2.00" Rail.....	230.00
UGB-0300	SS Upper Guide Bracket For 3.00" Rail.....	321.50
UGB-0150/0200 REP KIT	Replacement Hardware For UGB-0150/UGB-0200.....	50.00/50.00
IGB-0200-4"	SS Intermediate Guide Bracket For 4.00" Discharge.....	300.00
IGB-0200-6"	SS Intermediate Guide Bracket For 6.00" Discharge.....	300.00
IGB-0200-8"	SS Intermediate Guide Bracket For 8.00" Discharge.....	310.00
POK-0400	Hardware & Gasket Kit For 4.00" Elbows.....	131.00
POK-0600	Hardware & Gasket Kit For 6.00" Elbows.....	137.00
FG-0400	Full Gasket For 4.00" Elbow.....	38.00
FG-0600	Full Gasket For 6.00" Elbow.....	42.00
SR-0400	Stainless Sealing Ring For 4.00" Elbow.....	54.00
Wedge 1/4	Wedge Anchor - 1/4" x 2 <sup>1/4</sup> ", 304 SST - Use with Float Brackets and UGBs.....	3.25
Wedge 3/8	Wedge Anchor - 3/8" x 2 <sup>3/4</sup> ", 304 SST - Use with BERS-0125 - BERS-0200.....	4.96
Wedge 1/2	Wedge Anchor - 1/2" x 2 <sup>3/4</sup> ", 304 SST - Use with BERS-0300 - BERS-0400.....	7.67
Wedge 3/4	Wedge Anchor - 3/4" x 4 <sup>3/4</sup> ", 304 SST - Use with BERS-0600 - BERS-0800.....	20.88

**NEW!**

# EZR SYSTEM REPLACEMENT FLANGES & ACCESSORIES

Designed to work with existing systems, the flanges and accessories allow for replacement of worn parts without requiring the removal of the Base Elbow itself, eliminating the need to enter the basin or replumb the entire station.



**EZR PULL-OUT  
FLANGES**



**EZR PULL-OUT  
FLANGES WITH  
CHECK VALVE**



**EZR SPECIALTY PUMP  
ADAPTER (SGV)**



**EZR PULL-OUT  
FLANGES  
NON-SPARKING  
DESIGN**



**EZR PUMP ADAPTER  
FLANGES**



**EZR REPLACEMENT  
LOWER GUIDE PLATES**

## EZR PULL-OUT FLANGES (NON-SPARKING AVAILABLE)

<i>Item</i>	<i>Description</i>	<i>List Price</i>
EZR-POF-0125	1.25" Replacement Pull-Out Flange (includes PAF) .....	\$ 356.00
EZR-POF-0125 SGV	1.25" Replacement Pull-Out Flange for SVG Grinder Pumps (includes PAF) .....	356.00
EZR-POF-0125 CV	1.25" Replacement Check Valve Pull-Out Flange (includes PAF) .....	561.00
EZR-POF-0125 CV SGV	1.25" Replacement Check Valve Pull-Out Flange for SVG Grinder Pumps (includes PAF) .....	561.00
EZR-POF-0150	1.50" Replacement Pull-Out Flange (includes PAF) .....	356.00
EZR-POF-0150 CV	1.50" Replacement Check Valve Pull-Out Flange (includes PAF) .....	561.00
EZR-POF-0200	2.00" Replacement Pull-Out Flange (includes PAF) .....	356.00
EZR-POF-0200 CV	2.00" Replacement Check Valve Pull-Out Flange (includes PAF) .....	561.00
EZR-POF-0300 H	3.00" Horizontal Replacement Pull-Out Flange .....	618.00

## EZR PUMP ADAPTER FLANGES

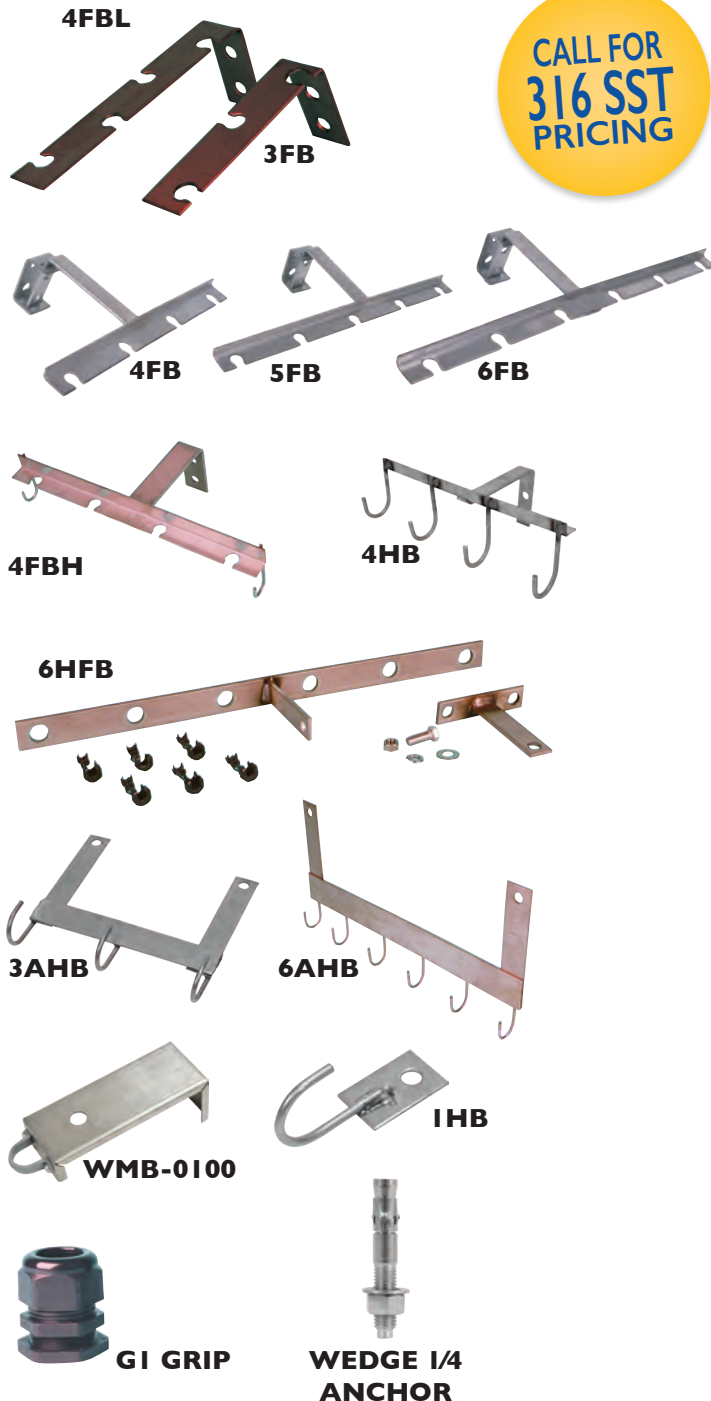
<i>Item</i>	<i>Description</i>	<i>List Price</i>
EZR-PAF-0125	1.25" Pump Adapter .....	136.00
EZR-PAF-0150	1.50" Pump Adapter .....	136.00
EZR-PAF-0200	2.00" Pump Adapter .....	136.00

## ADDITIONAL ACCESSORIES

<i>Item</i>	<i>Description</i>	<i>List Price</i>
EZR-LGRP	SS Lower Guide Rail Plate for 1.25" - 3.00" Systems .....	136.00

Brackets are designed to keep multiple float switches organized within the basin. All brackets are made of Type 304 stainless steel and come with black cord snubbers to securely attach float cables. As an option, liquid tight cord grips are also available for the same purpose. Additional hook type style brackets are also available. Additionally, the T-shaped bracket styles are supplied with a mounting piece so that the bracket itself may be easily removed from the basin with the floats still attached.

CALL FOR  
316 SST  
PRICING



### L-TYPE BRACKETS

	<i>List Price</i>
3FB .....	\$ 51.00
4FBL .....	57.75

### T-TYPE BRACKETS

4FB .....	66.25
5FB .....	74.00
6FB .....	78.50

### T-TYPE BRACKETS W/SIDE HOOKS

4FBH .....	73.00
5FBH .....	79.00
6FBH .....	87.50
4HB .....	66.25

### H-TYPE BRACKETS

6HFB .....	99.00
------------	-------

### U-TYPE BRACKET

3AHB .....	71.75
4AHB .....	74.00
6AHB .....	79.50

### SPECIALTY TYPE BRACKETS

WMB-100 .....	63.50
1HB .....	29.00

### OPTIONAL CORD GRIPS

G1 .....	4.75
----------	------

*Note: To add cord grips to your float bracket order, simply specify G1 after the part number. You will receive the number of cord grips that fit each respective float bracket.*

### WEDGE ANCHORS

Wedge Anchor - 1/4" x 2 1/4", 304 SST - Use with Float Brackets .....	3.25
---	------

Please Call for Custom Brackets

# CONTROL SWITCHES

Control Switch	Type of Activation	Description	Electrical Rating
 2900-B1S1	Mercury	Foam Filled Mercury	10 Amp
 2900-B2S1 (Mini)	Mercury	Foam Filled Mini Mercury	10 Amp
 2900-B8S1	Mechanical	Foam Filled Mechanical	10 Amp
 2900-B8S1 GC	Mechanical	Gold Contact for Intrinsically Safe Relays	10 Amp
 2900-B4S1	Mercury	Foam Filled, Internally Weighted	10 Amp
 2900-B6S1	Mechanical	Foam Filled, Internally Weighted	10 Amp
 SF20NO	Mercury	304 SS High Temp Mercury Float	10 Amp
 SF-MECH	Mechanical	316 SS Mechanical Float Standard Temperature	10 Amp

2900 = Normally Open  
 2901 = Normally Closed  
 2902 = SPDT

### Mounting Options

C1 = Cord Weight  
 C3 = SS Clamp for Pipe Mount  
 C4 = Resealable Tie Strap  
 C7 = Float Collar for 1.00" Pipe Mount



Pump Switch	Type of Activation	Description	Pump Draw	
	2900-B1S4	Mercury	Foam Filled Mechanical	1/2 HP 13 Amp
	2900-B2S4 (Mini)	Mercury	Foam Filled Mini Mercury	1/2 HP 13 Amp
	2900-B8S4	Mechanical	Foam Filled Mechanical	1/2 HP 13 Amp
	2900-B8S6	Mechanical	Foam Filled Mechanical	1 HP @ 120V 2 HP @ 240V 15 Amp
	2900-B4S4	Mercury	Internally Weighted	1/2 HP 15 Amp
	2900-B6S4	Mechanical	Internally Weighted	1/2 HP 13 Amp
	VERTICAL SWITCH	Mechanical	Vertical Float Switch	10 Amp
	DOUBLE FLOAT	Mechanical	Double Float Switch	1 HP @ 120 V 15 Amp

2900 = Normally Open  
 2901 = Normally Closed  
 2902 = SPDT

### Mounting Options

C1 = Cord Weight  
 C3 = SS Clamp for Pipe Mount  
 C4 = Resealable Tie Strap  
 C7 = Float Collar for 1.00" Pipe Mount

# CONTROL DUTY MERCURY FLOAT SWITCH

## NARROW ANGLE



### B1 and B2

- Pear Shaped Bulb
- Standard and Mini
- Available for 24 hour shipment in all cable lengths

Designed for accurate liquid level control in many applications including sewage and wastewater environments. The durable construction provides for leak-proof operation and tremendous impact resistance.

### Operating Options

#### **NORMALLY OPEN (N/O) - YELLOW BULB... FOR PUMP DOWN APPLICATIONS**

The mercury switch activates (contacts close) as the float rises 1.00" or 5 degrees above horizontal.

#### **NORMALLY CLOSED (N/C) - RED BULB... FOR PUMP UP APPLICATIONS**

The mercury switch de-activates (contacts open) as the float rises 1.00" or 5 degrees above horizontal.

#### **SINGLE POLE, DOUBLE THROW (SPDT) - BLUE BULB... NORMALLY OPEN OR NORMALLY CLOSED**

A variation on the standard normally open or normally closed float switch, this float may be wired at installation to perform either operation but not both.

### Specifications - Float & Cable

B1 Bulb (Std) Style Is 3.50" X 5.00"  
B2 Bulb (Mini) Style Is 3.00" X 3.75"  
Durable Polypropylene Shell  
Solid Polyurethane Foam Filling  
1.52g Mercury Tilt Switch  
Operating Temperature Of 32-170 F  
Chlorinated Polyethylene Cable  
SJ00W-300 Volt - 18/2 Cable  
SJ00W-300 Volt - 18/3 Cable For Spdt Design

### Specifications - Electrical

Rated For 10 Amps @ 120 VAC  
Rated For 3 Amps @ 240 VAC  
Usable With 12-24 VDC Applications  
Not For Use With 460 Volt Applications



Available For Use With Intrinsically Safe Circuits When Used With Proper Relays.

### Mounting Options

C1 - Zinc Plated, Cast-Iron Cord Weight (1.22 Lbs)  
C3 - SS Clamp For Pipe Mount  
C4 - Releasable Poly Tie Strap  
C7 - Float Collar For 1.00" Pipe Mount



C1



C3



C4



C7



## B8



- Pear Shaped Bulb
- Newest Mechanical Design
- Now in Standard Bulb
- Available for 48 hour shipment in all cable lengths

Designed for accurate liquid level control in nearly any application, including potable water, industrial, sewage and wastewater environments. The durable outer shell and foam filled interior provide for leak-proof operation and tremendous impact resistance.

## Operating Options

### NORMALLY OPEN (N/O) - GREEN BULB... FOR PUMP DOWN APPLICATIONS

The mechanical switch activates (contacts close) as the float rises 1.00" or 5 degrees above horizontal.

### NORMALLY CLOSED (N/C) - GREEN/RED BULB... FOR PUMP UP APPLICATIONS

The mechanical switch de-activates (contacts open) as the float rises 1.00" or 5 degrees above horizontal.

### SINGLE POLE, DOUBLE THROW (SPDT) - GREEN/BLUE BULB... NORMALLY OPEN OR NORMALLY CLOSED

A variation on the standard normally open or normally closed float switch, this float may be wired at installation to perform either operation but not both.

## Specifications - Float & Cable

B8 Bulb Style Is 3.50" X 5.00"  
 Durable Polypropylene Shell  
 Solid Polyurethane Foam Filling  
 Mechanically Activated Micro-Switch  
 Non - Mercury Design  
 Operating Temperature Of 32-170 F  
 Chlorinated Polyethylene Cable  
 SJ00W-300 Volt - 18/2 Cable  
 SJ00W-300 Volt - 18/3 Cable For Spdt Design

## Specifications - Electrical


Rated For 10 Amps @ 120 VAC  
 Rated For 3 Amps @ 240 VAC  
 Not For Use With 460 Volt Applications



Gold Contacts (GC) \$20 net adder. Must be added for Intrinsically Safe Applications.

## Mounting Options

C1 - Zinc Plated, Cast-Iron Cord Weight (1.22 Lbs)  
 C3 - SS Clamp For Pipe Mount  
 C4 - Releasable Poly Tie Strap  
 C7 - Float Collar For 1.00" Pipe Mount



# CONTROL DUTY INTERNALLY WEIGHTED MERCURY & NON-MERCURY FLOAT SWITCH



## B4 Non-Mercury B6

- Dura-Float Design Internally Weighted
- Heavy-Duty Construction for the Toughest Application
- B4 - Foam Filled

Designed for accurate liquid level control in many applications including sewage and wastewater environments. The durable construction provides for leak-proof operation and tremendous impact resistance.

### Operating Options

#### **NORMALLY OPEN (N/O) - BLACK BULB... FOR PUMP DOWN APPLICATIONS**

The mercury switch activates (contacts close) as the float rises 1.00" or 5 degrees above horizontal.

#### **SINGLE POLE, DOUBLE THROW (SPDT) - BLACK BULB... NORMALLY OPEN OR NORMALLY CLOSED**

A variation on the standard normally open or normally closed float switch, this float may be wired at installation to perform either operation but not both.

### Specifications - Float & Cable

B4 Bulb Style Is 4.25" X 6.00"

B5 Bulb Style Is 4.25" X 6.00"

Durable Polypropylene Shell

Solid Polyurethane Foam Filling (B4 Style)

1.52g Mercury Tilt Switch

Operating Temperature Of 32-170 F

Chlorinated Polyethylene Cable

Sjooow-300 Volt - 18/2 Cable

Sjooow-300 Volt - 18/3 Cable For Spdt Design

### Specifications - Electrical

Rated For 10 Amps @ 120VAC

Rated For 3 Amps @ 240 VAC

Usable With 12-24 VDC Applications

Not For Use With 460 Volt Applications

Available For Use With Intrinsically Safe Circuits When Used With Proper Relays.

### Non-Mercury B6

Gold Contacts (GC) Must be added for Intrinsically Safe Applications



### Mounting Options

WMB-0100... Separate Item Listed In Brackets

Custom Bracket Designed Specifically For

Use With Dura-Floats Allows For Additional

Mounting Options Including Float Poles.







## SF Mercury & Non-Mercury

- Stainless Steel Float Switch
- Super Durable Float for High Temperature(Mercury) & Chemical Applications

Designed for accurate liquid level control in many applications including chemical wash tanks, violent applications, high temperatures(Mercury), or sewage environments. This float's rugged stainless steel construction and heavy duty cable make it ideal for the most difficult float application.

### Operating Options

#### **NORMALLY OPEN (N/O) - SS BULB... FOR PUMP DOWN APPLICATIONS**

The mercury switch activates (contacts close) as the float rises 1.00" or 5 degrees above horizontal.

#### **NORMALLY CLOSED (N/C) -SS BULB... FOR PUMP UP APPLICATIONS**

The mercury switch activates (contacts open) as the float rises 1.00" or 5 degrees above horizontal.

### Specifications - Float & Cable

4.175" x 5.260" Stainless Steel Housing  
 Mercury Operating Temperature of 32°-221° F  
 Mechanical Operating Temperature of 32°-170° F  
 Chlorinated Polyethylene Cable  
 SOOW-600 Volt - 14/3 Cable  
 Mounting Bracket Included



### SF Mercury Specifications - Electrical

Float Rated For 10 Amps @ 120 VAC  
 Rated For 3 Amps @ 240 VAC  
 Usable With 12-24 VDC Applications  
 Not For Use With 460 Volt Applications  
 Available For Use With Intrinsically Safe  
 Circuits When Used With Proper Relays.

### Non-Mercury (Mechanical)

Rated For 1 Amp @ 120 VAC

### Mounting Options

WMB-0100... Separate Item Listed In Brackets  
 Custom Bracket that allows for simple float pole  
 installation. Can be used in conjunction with supplied  
 mounting equipment as an option.



# PUMP DUTY MERCURY FLOAT SWITCH

## WIDE ANGLE



### B1 and B2

- Pear Shaped Bulb
- Standard and Mini
- Available for 24 hour shipment in all cable lengths

Designed for accurate liquid level control in many applications including sewage and wastewater environments. Designed to handle direct pump control for sump pumps and other sewage ejectors with piggyback plug option available. The durable construction provides for leak-proof operation and tremendous impact resistance.

### Operating Options

#### NORMALLY OPEN (N/O) - YELLOW BULB... FOR PUMP DOWN APPLICATIONS

The mercury switch contacts are open (or off) in the hanging position. As the float rises 45 degrees above horizontal, the contacts close and actuate the switch. The contacts then remain closed until the float switch returns to 45 degrees below horizontal.

#### NORMALLY CLOSED (N/C) - RED BULB... FOR PUMP UP APPLICATIONS

The mercury switch contacts are closed (or on) in the hanging position. As the float rises 45 degrees above horizontal, the contacts close and actuate the switch. The contacts then remain open until the float switch returns to 45 degrees below horizontal.

#### SINGLE POLE, DOUBLE THROW (SPDT) - BLUE BULB... NORMALLY OPEN OR NORMALLY CLOSED

A variation on the standard normally open or normally closed float switch, this float may be wired at installation to perform either operation but not both.

### Specifications - Float & Cable

B1 Bulb (Std) Style Is 3.50" X 5.00"  
 B2 Bulb (Mini) Style Is 3.00" X 3.75"  
 Durable Polypropylene Shell  
 Solid Polyurethane Foam Filling  
 Wide Angle Mercury Tilt Switch  
 Operating Temperature Of 32-170 F  
 Chlorinated Polyethylene Cable  
 SJ00W-300 Volt - 16/2 Cable  
 SJ00W-300 Volt - 16/3 Cable For Spdt Design




### Specifications - Electrical

Rated For 13 Amps @ 120VAC, 1/2 HP  
 Rated For 13 Amps @ 240VAC, 1HP  
 Not For Use With 460 Volt Applications

### Piggyback Plug Options

P1 - 120 Volt Piggyback Plug  
 P2 - 230 Volt Piggyback Plug



### Mounting Options

C1 - Zinc Plated, Cast-Iron Cord Weight (1.22 Lbs)  
 C3 - SS Clamp For Pipe Mount  
 C4 - Releasable Poly Tie Strap  
 C7 - Float Collar For 1.00" Pipe Mount



C1



C3



C4



C7



### B8 - S4, S6



- Pear Shaped Bulb
- Newest Mechanical Design
- Now in Standard Bulb
- Available for 48 hour shipment in all cable lengths

Designed for accurate liquid level control in many applications including sewage and wastewater environments. Designed to handle direct pump control for sump pumps and other sewage ejectors with piggyback plug option available. The durable construction provides for leak-proof operation and tremendous impact resistance.

### Operating Options

#### NORMALLY OPEN (N/O) - GREEN BULB... FOR PUMP DOWN APPLICATIONS

The mechanical switch contacts are open (or off) in the hanging position. As the float rises 45 degrees above horizontal, the contacts close and actuate the switch. The contacts then remain closed until the float switch returns to 45 degrees below horizontal.

#### NORMALLY CLOSED (N/C) - GREEN/RED BULB... FOR PUMP UP APPLICATIONS

The mechanical switch contacts are closed (or on) in the hanging position. As the float rises 45 degrees above horizontal, the contacts open and actuate the switch. The contacts then remain open until the float switch returns to 45 degrees below horizontal.

#### SINGLE POLE, DOUBLE THROW (SPDT) - GREEN/BLUE BULB... NORMALLY OPEN OR NORMALLY CLOSED

A variation on the standard normally open or normally closed float switch, this float may be wired at installation to perform either operation but not both. Available in B1 bulb size only.

### Specifications - Float & Cable

- B8 Bulb (Std) Style Is 3.50" X 5.00"
- Durable Polypropylene Shell
- Solid Polyurethane Foam Filling
- Mechanically Activated Mircoswitch
- Non-Mercury Design
- Operating Temperature Of 32-170 F
- Chlorinated Polyethylene Cable
- SJOOW-300 Volt - 16/2 Cable
- SJOOW-300 Volt - 16/3 Cable For Spdt Design




### Specifications - Electrical

- S4 - Rated For 13 Amps @ 120 VAC, 1/2 HP
- S4 - Rated For 13 Amps @ 230 VAC, 1HP
- S6 - Rated For 15 Amps @ 120 VAC, 1HP
- S6 - Rated For 15 Amps @ 230 VAC, 2HP
- Not For Use With 460 Volt Applications
- Not rated for 12-24V DC

### Piggyback Plug Options

- P1 - 120 Volt Piggyback Plug
- P2 - 230 Volt Piggyback Plug



### Mounting Options

- C1 - Zinc Plated, Cast-Iron Cord Weight (1.22 Lbs)
- C3 - SS Clamp For Pipe Mount
- C4 - Releasable Poly Tie Strap
- C7 - Float Collar For 1.00" Pipe Mount



C1



C3



C4



C7

# FLOAT SWITCH PART NUMBER & PRICE WORKSHEET

## Instructions:

- Fill in the shaded blanks in the boxes below to determine exact part number (please note that many abbreviations are used—refer to catalog for complete descriptions)
- Reference the cost amounts below each letter/number designation to build the exact price
- Using the multiplier table (below & left), determine the quantity discount for net price
- Stainless floats & vertical floats have their own charts

FLOAT SWITCH ORIENTATION	BULB TYPE	SWITCH TYPE	PIGGYBACK PLUG	CORD ASSEMBLY	PACKAGING	CABLE LENGTH (IN 5' INCREMENTS)
REQUIRED	REQUIRED	REQUIRED	(OPTIONAL)	(OPTIONAL)	(OPTIONAL)	REQUIRED

	<b>B</b>		<b>S</b>		<b>P</b>		<b>C</b>		<b>K</b>		<b>15' STANDARD</b>
--	----------	--	----------	--	----------	--	----------	--	----------	--	---------------------

\$43.75 - <b>2900</b> NORMALLY OPEN	\$3.10 <b>1</b> STD BULB - MERC	\$0.00 - <b>1</b> NARROW ANGLE	\$7.25 - <b>1</b> 120V PLUG	\$7.25 - <b>1</b> CORD WEIGHT	\$2.25 - <b>1</b> IND BOXED	(\$2.00) - <b>- 5'</b> ANY TYPE FLOAT
\$43.75 - <b>2901</b> NORMALLY CLOSED	\$3.10 <b>2</b> MINI BULB - MERC	\$14.50 - <b>2</b> NA - SPDT	\$9.50 - <b>2</b> 240V PLUG	\$4.25 - <b>2</b> CLAMP - POLY	\$1.75 - <b>2</b> IND BAGGED	- <b>15'</b> STANDARD
\$43.75 - <b>2902</b> SPDT	\$2.10 <b>3</b> MECHANICAL BULB	\$7.75 - <b>3</b> NA - 600V	(PLUGS USABLE ON WIDE ANGLE FLOATS ONLY)	\$5.75 - <b>3</b> CLAMP - STNLS		\$6.25 - <b>+ 5'</b> S1, S4, S14, 20 AMP
	\$15.00 <b>4</b> INT WTD BULB	\$10.75 - <b>4</b> WIDE ANGLE		\$5.75 - <b>31</b> CLAMP - SM STNLS		\$9.50 - <b>+ 5'</b> S2, S5
	MERCURY FOAM FILLED	\$17.50 - <b>5</b> WA - SPDT		\$4.25 - <b>4</b> RLS TIE STRAP		\$10.00 - <b>+ 5'</b> S3, S6
	\$13.00 <b>6</b> INT WTD BULB	\$23.75 - <b>6</b> WA-2HP MECH		\$5.75 - <b>7</b> FLOAT COLLAR		
	MECHANICAL FOAM FILLED					
	\$2.10 <b>8</b> STANDARD BULB					
	MECHANICAL FOAM FILLED					

**MECHANICAL FLOAT**  
Add Gold Contact (GC) for Intrinsically Safe Applications  
**\$20.00 Net Adder**

### STAINLESS STEEL FLOAT SWITCHES

SWITCH TYPE	CABLE LENGTH (IN 10' INCREMENTS)	FLOAT SWITCH ORIENTATION	SWITCH TYPE (OPTIONAL)
REQUIRED	REQUIRED	REQUIRED	(OPTIONAL)

<b>SF</b> (Stainless Float)	<b>20' STANDARD</b>		(NA STANDARD)
--------------------------------	---------------------	--	---------------

\$237.00	\$31.00 - <b>+ 10'</b>	<b>NO</b> NORMALLY OPEN	<b>NA</b> NARROW ANGLE
		<b>NC</b> NORMALLY CLOSED	\$15.50 <b>WA</b> WIDE ANGLE

### Restocking Fee

Conery Mfg Inc charges a standard 15% restocking fee on approved returned goods.

### Minimum Order Fee

Conery Mfg Inc reserves the right to include up to a \$5.00 minimum order fee for orders that are less than \$30.00 before shipping charges.

### Shipping Information

Conery Mfg Inc ships all orders via FedEx Ground unless specified to be expedited or shipped by freight with a carrier of our choice. Expediting fees may apply.

**Warranty** - For full warranty information visit [www.coneryMFG.com/warranty](http://www.coneryMFG.com/warranty).





### C10 - Zinc Plated Cord Weight

LIST PRICE: \$12.50



### C20 - Pipe Mount w/ Poly Band Assembly

LIST PRICE: \$8.50



### C30 - Pipe Mount w/ Stainless Band

LIST PRICE: \$10.00



### C31 - Pipe Mount w/ Stainless Band

LIST PRICE: \$10.00



### C40 - Releasable Tie

LIST PRICE: \$6.50



### C70 - Pipe Mount Float Collar

LIST PRICE: \$9.50

## Anchor Kit with CHAIN

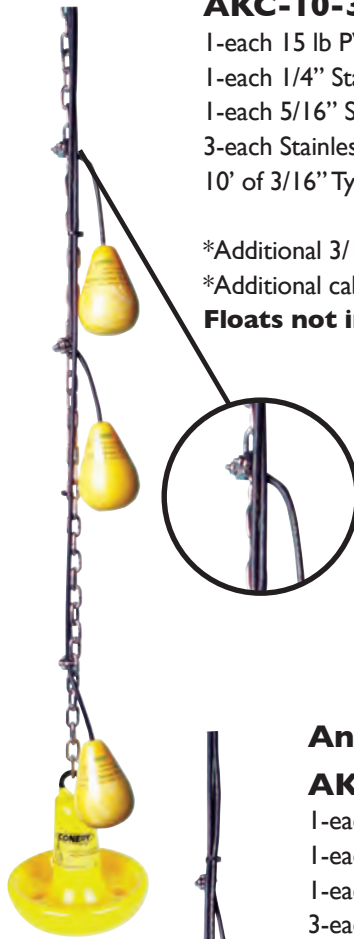
### AKC-10-3 \$254.75

- 1-each 15 lb PVC Coated Yellow Anchor
- 1-each 1/4" Stainless Steel Shackle
- 1-each 5/16" Stainless Steel Shackle
- 3-each Stainless Steel Float Clamps
- 10' of 3/16" Type 304 Stainless Steel Chain

\*Additional 3/16" chain (per foot) \$12.25

\*Additional cable clamps for attaching floats (each) \$11.75

**Floats not included.**



AKC-10-3

## Anchor Kit with Cable

### AKR-10-3 \$189.00

- 1-each 15 lb PVC Coated Yellow Anchor
- 1-each 1/4" Stainless Steel Shackle
- 1-each 5/16" Stainless Steel Shackle
- 3-each Stainless Steel Float Clamps
- 10' of 1/4" Type 304 Stainless Steel Cable

\*Additional 1/4" stainless steel cable (per foot) \$3.75

\*Additional cable clamps for attaching floats (each) \$11.75

**Floats not included.**



AKR-10-3

# CHAIN, CABLE & ACCESSORIES



## CUSTOM CHAIN KITS - Call for additional sizes

Part Number	Description	Type 304	Type 316
SS316 - 10-2	3/16" Stainless steel chain kit - 10' of chain & 2-1/4" shackles .....	\$ 131.00	\$ 158.00
SS140 - 10-2	1/4" Stainless steel chain kit - 10' of chain & 2-5/16" shackles .....	187.00	196.00
SSC14 - 10-2	1/4" Stainless steel cable kit - 10' of cable & 2-1/4" shackles .....	115.50	

\*Add additional chain footage or shackles per the individual list prices noted above

Change the (10) number to actual chain footage Change the (2) number to actual number of shackles

**Bulk chain is always available in drum quantities. For quantity use - Please call for up-to-date pricing**

## STAINLESS STEEL CHAIN - Call for additional sizes




Grade 30 Proof				Type 304	Type 316
Coil Size	Drum Qty (ft)	SWL (lbs)	Wgt/ft (lbs)	(per ft)	(per ft)
1/8"	1,500	375	0.25 .....	\$ 7.25	\$ 9.25
3/16"	1,500	1,200	0.45 .....	10.00	12.25
1/4"	800	2,600	0.78 .....	16.00	20.25
5/16"	550	3,900	0.97 .....	21.25	25.25
3/8"	400	5,400	1.67 .....	29.97	34.29
1/2"	200	9,200	2.25 .....	52.00	69.00

## STAINLESS STEEL SHACKLES - Call for additional sizes




Size	Fits to Size Chain	SWL (lbs)	Wgt/ea (lbs)	Type 304 (each)	Type 316 (each)
3/16"	1/8"	500	0.07 .....	\$ 8.80	\$ 10.53
1/4"	3/16"	667	0.09 .....	10.50	12.50
5/16"	1/4" and under	1,000	0.15 .....	13.50	16.25
3/8"	5/16" and under	1,500	0.31 .....	15.02	18.25
1/2"	3/8" and under	3,000	0.73 .....	25.25	30.00
5/8"	1/2" and under	4,000	1.26 .....	39.96	47.79

## STAINLESS STEEL QUICK LINK



Size	SWL (lbs)	Wgt/ea (lbs)	Type 304 (each)	Type 316 (each)
3/16"	650	0.06 .....	\$ 4.16	\$ 8.32
1/4"	880	0.08 .....	8.50	10.00
5/16"	1,700	0.18 .....	10.50	12.50
3/8"	2,200	0.31 .....	20.79	24.84
1/2"	3,300	0.51 .....	29.25	35.00

## TYPE 304 STAINLESS STEEL CABLE



Size	Spool Qty	SWL (lbs)	Wgt/ft (lbs)	List Price (per ft)
1/4"	1,000	1,600	0.11 .....	\$ 3.75
5/16"	1,000	2,250	0.17 .....	5.75

## CHAIN & CABLE ACCESSORIES



Description	SWL (lbs)	Wgt/ft (lbs)	List Price (each)
Alloy steel grab link	6,400	1.92 .....	\$ 94.35
Pump Grabber	7,300	4.0 .....	185.00
5/16" - 316 Stainless steel eye bolt	780	0.05 .....	24.75
3/8" - 316 Stainless steel eye bolt	1320	0.07 .....	32.50
1/4" Stainless steel wire clamp	N/A	0.05 .....	11.88



**American Made Chain & Accessories Available Upon Request**

The quick disconnect retrofit system easily converts existing basins to use any 1.25" or 2.00" vertical discharge pump. Cast iron horizontal ball valve with stainless steel components. High pressure, oil resistant hose with threaded ends. To install thread the stainless steel flange to the existing gate valve and hook the QDV hose to your pump. Slide your pump into the basin and the QDV over the flange and you are done.



## QUICK DISCONNECT VALVE

Item	Description	List Price
QDV 125	1.25" Quick Disconnect Valve.....	\$ 216.00
QDV 200	2.00" Quick Disconnect Valve .....	459.00
QDV 125 Seal	1.25" Replacement Rubber Flange .....	22.00
QDV 200 Seal	2.00" Replacement Rubber Flange .....	34.00



## STAINLESS STEEL QUICK DISCONNECT FLANGE


Item	Description	List Price
SFL 125	1.25" Stainless Steel Quick Disconnect Flange .....	\$ 91.00
SFL 200	2.00" Stainless Steel Quick Disconnect Flange .....	113.00



## QUICK DISCONNECT HOSE

Item	Description	List Price
QDHS 125	1.25" Quick Disconnect Hose (priced per foot) .....	\$ 43.00
QDHS 200	2.00" Quick Disconnect Hose (priced per foot) .....	49.00

\* Please specify desired length in feet



NEW!

## BRONZE & 316 SST GATE VALVES

- Bronze or 316 SST Forged Body
- Each Valve Individually Tested
- Full Port Design

Item	Description	List Price
BGV 125	1.25" Bronze Gate Valve .....	\$ 50.00
BGV 200	2.00" Bronze Gate Valve .....	106.00
SSGV 125	1.25" 316 SST Gate Valve .....	186.00
SSGV 200	2.00" 316 SST Gate Valve .....	250.00



## VALVE HANDLES

Item	Description	List Price
QDVHD 24	24.00" Stainless Steel Threaded Removal Handle .....	\$ 79.00
QDVHD 36	36.00" Stainless Steel Threaded Removal Handle .....	106.00
GVE 24	2.00' Stainless Steel Gate Valve Extension Rod .....	95.00
GVE 36	3.00' Stainless Steel Gate Valve Extension Rod .....	113.50



## CAST IRON BALL CHECK VALVES

Item	Description	List Price
CIBV125	1.25" Ball Check Valve w/tabs .....	\$120.00
CIBV150	1.50" Ball Check Valve w/tabs .....	156.00
CIBV200	2.00" Ball Check Valve w/tabs .....	156.00
CIBC125	1.25" Ball Check Valve w/o tabs.....	116.00
CIBC150	1.50" Ball Check Valve w/o tabs.....	145.00
CIBC200	2.00" Ball Check Valve w/o tabs.....	145.00

# TANK VENTS

Green tank vents are ideal for providing vacuum relief and excellent for venting sewer gasses. The epoxy sealed stainless steel screen will eliminate insects from entering the basin. The rigid welded steel construction and the durable powder coated finish slows the corrosion of the components and provides a clean look for installation. Vents may be purchased separately or as a kit with a Schedule 80 PVC close nipple and a fiberglass reinforced plastic flange that is UV resistant.



## TANK VENTS

Item	Description	List Price
MGV2	2.00" Vent .....	\$ 32.00
MGV3	3.00" Vent .....	78.00
MGV4	4.00" Vent .....	122.00
MGV6	6.00" Vent .....	166.00

## VENT KITS

(Includes Close Nipple and Fiberglass Flange with Vent)

Item	Description	List Price
MV2KT	2.00" Vent Kit .....	\$ 59.00
MV3KT	3.00" Vent Kit .....	114.00
MV4KT	4.00" Vent Kit .....	169.00

## CLOSE NIPPLES

Item	Description	List Price
CN2	2.00" Schedule 80 PVC Close Nipple .....	\$ 4.75
CN3	3.00" Schedule 80 PVC Close Nipple.....	12.50
CN4	4.00" Schedule 80 PVC Close Nipple .....	20.25

## FIBERGLASS FLANGES

Item	Description	List Price
FL2	2.00" Fiberglass Reinforced Plastic Flange .....	\$ 20.25
FL3	3.00" Fiberglass Reinforced Plastic Flange .....	23.00
FL4	4.00" Fiberglass Reinforced Plastic Flange .....	27.50



## ODOR ELIMINATING VENT

Item	Description	List Price
TV2	2.00" Vent .....	\$ 26.00
CTV2	2.00" Vent with Activated Carbon .....	34.00
CTVR	Replacement Carbon .....	11.50

Call for Kit Pricing.

- Non-Corrosive ABS
- EZ Installation
- Eliminates Odors with Activated Carbon
- Snap Top for Media Replacement
- Cost Effective
- Multiple Mounting Options with 2" Adapt-a-flex or 2" Female Fittings





## CAST IRON INLET HUB

- Fits Curvature of Basin
- Includes Nuts, Bolts and Washers
- CIH 400/600/800

CIH 400	4.00" Cast Iron Inlet Hub.....	42.00
CIH 600	6.00" Cast Iron Inlet Hub.....	86.00
CIH 800	8.00" Cast Iron Inlet Hub .....	128.00

## FIBERGLASS INLET HUB

- Please Specify Basin Diameter
- Includes Nuts, Bolts and Washers
- Includes Rubber Grommet Hub

FG HUB 400 S or L	4.00" FG Inlet Hub S or L.....	58.00
FG HUB 600 S or L	6.00" FG Inlet Hub S or L.....	94.00



## STAINLESS STEEL FULL COUPLINGS

- Recommended for Discharge Couplings
- Includes Nuts, Bolts, and Washers
- SFC 125/200

SFC 125	1.25" Stainless Steel Full Coupling.....	121.00
SFC 200	2.00" Stainless Steel Full Coupling.....	160.00
	Adder for backplate .....	44.00



## PLASTIC FULL COUPLINGS

- Recommended for Electrical Couplings
- Includes Nuts, Bolts, and Washers
- PFC 125/150/200

PFC 125	1.25" Plastic Full Coupling (Nylon) .....	50.00
PFC 150	1.50" Plastic Full Coupling (Nylon) .....	50.00
PFC 200	2.00" Plastic Full Coupling (Nylon) .....	60.00



## ADAPT-A-FLEX FITTING

- Provides Water and Vapor Seal
- No Gaskets or Sealants Required
- Weather and Corrosion Resistant
- AAF 050-640

AAF-050	0.50" Fitting .....	\$ 6.00
AAF-075	0.75" Fitting .....	7.00
AAF-100	1.00" Fitting.....	7.00
AAF-125	1.25" Fitting.....	7.50
AAF-150	1.50" Fitting .....	7.50
AAF-200	2.00" Fitting .....	7.50
AAF-300	3.00" Fitting .....	10.25
AAF-435	4.00" Fitting (Schedule 35) .....	15.50
AAF-440	4.00" Fitting (Schedule 40) .....	15.50
AAF-635	6.00" Fitting (Schedule 35) .....	22.50
AAF-640	6.00" Fitting (Schedule 40) .....	22.50



## FLEXIBLE ENTRY HUBS

Flexible entry hubs are an ideal solution to provide sure sealing at pipe entry into the basin.

- Provides Water and Vapor Seal
- No Gaskets or Sealants Required
- Weather and Corrosion Resistant
- Bolts through Basin Wall

Item	Description	List Price
FEH-125	1.25" Boot.....	\$ 68.50
FEH-150	1.50" Boot .....	68.50
FEH-200	2.00" Boot .....	77.50
*FEH-300	3.00" Boot .....	89.75
*FEH-400	4.00" Boot .....	99.50
*FEH-600	6.00" Boot .....	157.75

\* Improved longer bolt length



# HIGH WATER ALARMS

## Outdoor High Water Alarms

Designed to sound an audible alarm and illuminate a 360° red beacon light to notify an alarm situation. Equipped with silence button with automatic reset and individual test button. Includes 15' mechanical float.



### EXT15H II Outdoor Alarm

**LIST PRICE: \$208.00**

- NEMA 4X rated for outdoor use
- Poly Carbonate enclosure (6.0" x 4.0" x 3.5")
- 85 db alarm buzzer
- 120 VAC electrical rating
- Auxiliary contacts (5 AMP max @ 240 VAC)
- Made in USA
- UL Rated
- Pump Operation up to 3/4 HP Pump
- Float Included



### JB15H II Outdoor Alarm

**LIST PRICE: \$178.00**

- NEMA 4X rated for outdoor use
- Poly Carbonate enclosure (6.0" x 4.0" x 3.5")
- 85 db alarm buzzer
- 6' 120 VAC power cord
- Float Included
- Made in USA

## Indoor High Water Alarms

Designed to sound an audible alarm and illuminate a red L.E.D. to notify an alarm situation. Equipped with green "power on" L.E.D., test button, and horn/silence switch with auto reset. Includes 15' mechanical float.



### BB15H Indoor Alarm

**LIST PRICE: \$132.00**

- NEMA 1 rated for indoor use
- Non-metallic enclosure (5.500" x 3.750" x 3.750")
- 85 db alarm buzzer
- 6' 120 VAC power cord



### TA15H Indoor Alarm

**LIST PRICE: \$122.00**

- NEMA 1 rated for indoor use
- Metallic enclosure (6.000" x 4.000" x 2.500")
- 85 db alarm buzzer
- 6' 120 VAC power cord
- External quick connect tabs for float installation

### ALARM OPTIONS

Item	Description	List Price
MF	Mercury Float Option .....	11.00
##	Additional Cable Length (Per Foot) .....	11.00
C10	Cord Weight .....	7.00

Adjust "15" in part number to designate actual cord length

Designed to insulate and house electrical wiring for indoor and outdoor applications. Especially well suited for corrosive or chemical environments. Simple installation, light weight, and easy drilling, punching, and cutting in any application. All components used are UL and cUL listed.

## Specifications

The 3.50" x 5.50" x 4.00" and the 5.50" x 7.50" x 4.00" junction boxes are made of a durable polypropylene. They are rated for NEMA Types 1, 2, 3, 4X, 6, 6P, 12, and 13 and come standard with hinged lids and captive stainless steel screws with molded mounting feet for easy maintenance and installation. The 8.00" x 8.00" x 4.00" junction box is made of a strong polycarbonate. It is rated for NEMA Types 1, 2, 3, 4X, 6, 12, and 13 and comes standard with a hinged lid and stainless steel screws.



### 3.5" X 5.5" X 4.0" OPTIONS

Item	Description	List Price
JB 35	NEMA 4X junction box only .....	\$ 48.25
JB 35A	NEMA 4X junction box with 1 each 1.50" conduit hub and 3 each 0.50" cord grips .....	90.00
JB 35B	NEMA 4X junction box with 1 each 1.50" conduit hub and 4 each 0.50" cord grips .....	96.75
JB 35C	NEMA 4X junction box with 1 each 1.50" conduit hub and 5 each 0.50" cord grips .....	102.25
JB 35D	NEMA 4X (Custom) junction box to your specifications .....	CALL



### 5.5" X 7.5" X 4.0" OPTIONS

Item	Description	List Price
JB 57	NEMA 4X junction box only .....	\$ 61.25
JB 57A	NEMA 4X junction box with 1 each 1.50" conduit hub and 4 each 0.50" cord grips .....	114.50
JB 57B	NEMA 4X junction box with 1 each 1.50" conduit hub and 5 each 0.50" cord grips .....	119.00
JB 57C	NEMA 4X junction box with 1 each 2.00" conduit hub, 4 each 0.50" cord grips & 2 each 0.75" cord grips .....	139.00
JB 57D	NEMA 4X (Custom) junction box to your specifications .....	CALL



### 8.0" X 8.0" X 4.0" OPTIONS

Item	Description	List Price
JB 88	NEMA 4X junction box only .....	\$ 131.50
JB 88A	NEMA 4X junction box with 1 each 1.50" conduit hub and 5 each 0.50" cord grips .....	187.25
JB 88B	NEMA 4X junction box with 1 each 2.00" conduit hub, 4 each 0.50" cord grips & 2 each 0.75" cord grips .....	208.50
JB 88C	NEMA 4X (Custom) junction box to your specifications .....	CALL



**1" Grip**  
0.71" - 1.00"  
List \$24.15



**3/4" Grip**  
0.45" - 0.71"  
List \$10.196



**1/2" Grip**  
0.17" - 0.47"  
List \$7.29



**UF Grip**  
12/2 & 12/3 - AWG flat wires  
List \$14.00

### LIQUID TIGHT CORD GRIPS

### CONDUIT HUBS

1.50" ..... List \$ 8.48  
2.00" ..... 11.88



# CONERY TEAM



**MIKE BEKELESKI**

SALES MANAGER

mikeb@conerymfg.com



**JEN HUNT**

ACCOUNTS RECEIVABLE /  
CUSTOMER SERVICE

jhunt@conerymfg.com



**TIM SWAISGOOD**

GENERAL MANAGER

tswaisgood@conerymfg.com



**HEIDI PLAS**

CUSTOMER SERVICE

hplas@conerymfg.com

## Warranty

Conery Mfg Inc warrants to the original consumer that this product shall be free from manufacturing defects for three years after the date of manufacture. During that time period and subject to the conditions set forth below, Conery Mfg Inc will repair or replace, for the original consumer, any component which proves to be defective due to defective materials or workmanship of Conery Mfg Inc.

This warranty does not apply to the misapplication of the products, defects or malfunctions resulting from failure to properly install, operate, or maintain the unit in accordance with the manufacturers instructions, failures resulting from abuse, misuse, accident, or negligence of the product, damage due to lightning or other "Acts of God," or units which are not installed in accordance with applicable local codes, ordinances, or accepted trade practices.

Warranty is void if installation, service, or repair of any component of the product is performed by anyone other than a licensed electrician or other qualified service personnel.

It is the full responsibility of the original consumer to return defective product or component at their own expense. The consumer shall take full responsibility for the removal, shipping, and reinstallation of the product or component. To return a product under warranty, the original consumer should contact Conery Mfg Inc by telephone and request an RGA (Return Goods Authorization) form. It is the responsibility of the consumer to fill out, in completion, the form and return it with the defective products to Conery Mfg Inc. Conery Mfg Inc may also include a 15% restocking fee for non-defective products that were incorrectly ordered by the consumer.

Any implied warranties of merchantability or fitness are limited to the duration of this written warranty. Conery Mfg Inc shall not, in any manner, be liable for any incidental or consequential damages as a result of a breach of this written warranty or any implied warranty.

Conery Mfg Inc reserves the right to change any and all of the information contained in this warranty with no prior notice.

## Restocking Fee

Conery Mfg Inc charges a standard 15% restocking fee on returned goods.

## Minimum Order Fee

Conery Mfg Inc reserves the right to include up to a \$5.00 minimum order fee for orders that are less than \$30.00 before shipping charges.

## Shipping Information

Conery Mfg Inc ships all orders via FedEx Ground unless specified to be expedited or shipped by freight with a carrier of our choice.

CONERY MANUFACTURING | 1380 ENTERPRISE PARKWAY ASHLAND, OHIO 44805 UNITED STATES

WWW.CONERYMFG.COM

419-289-1444

INFO@CONERYMFG.COM

