

Yamada®


yamadapump.com



PRODUCT GUIDE

High-Performance Air-Powered Double Diaphragm Pumps

About Yamada...



yamada[®]

Yamada America, Inc.
955 East Algonquin Road
Arlington Heights, IL 60005

800 990-7867 Toll-Free
847 631-9200 Phone
847 631-9273 Fax

E-mail: sales@yamadapump.com
Web: www.yamadapump.com

The Yamada Corporation has been a leading producer of industrial equipment since 1905, and of fluid handling products for over 60 years. As a leader in pneumatic pumping technology, Yamada is known in many industries worldwide for its innovative products, superior quality, and unmatched reliability. Other companies may claim to be innovators, but an impressive history of delivering new products and solving customer problems confirms Yamada's position as the industry leader.

Yamada's reputation for manufacturing top quality products, allied with continuing efforts in research and development have created a strong foundation for market leadership. As an ISO 9001 certified corporation, stringent quality procedures are followed throughout the manufacturing process, including liquid testing of every pump prior to shipping.

The Yamada Corporation is headquartered in **Tokyo** with manufacturing facilities located throughout Japan. Satellite facilities are located in **Arlington Heights, Illinois, USA**, servicing the Western Hemisphere, **The Netherlands**, providing support throughout Europe, Africa, and the Middle East, and **Shanghai**, covering the emerging markets of China. These offices are support centers for over 300 authorized fully stocking Yamada distributors worldwide.

Yamada America, Inc., a wholly owned subsidiary of Yamada Corporation, was established in 1986 to provide service and support for the North, Central, and South American markets, through a highly trained network of distributors. Yamada America maintains an impressive inventory minimum of 3,000 built and tested pumps in a 40,000 square foot state-of-the-art facility. A professional staff provides:

- Customer Service
- Product Training
- Research & Development
- Parts and Service for all Yamada® Pumps
- Application Engineering
- Industry Knowledge

With over 150 distributors, Yamada America is effectively positioned to service your market needs. Contact Yamada America for the location of your closest local stocking distributor.

Our slogan, *The Proof's in the Pump™* underscores our solid reputation for innovation and reliability. This reputation is truly built into every Yamada pump.

For additional information, AutoCAD® drawings, product literature, and promotions, please visit yamadapump.com or contact our Sales Staff toll-free at 800 990-7867.

CONTENTS

Inside a Yamada Pump	2
Yamada Air Valve Technology	3
Non-Metallic Components	4
About Diaphragm Pumps	4
NDP-5 Series Pumps	5
DP-10/15 Series Pumps	6
NDP-15 Series Pumps	8
NDP-15 Split Manifold Pumps	9
NDP-20 Series Pumps	10
NDP-25 Series Pumps	12
NDP-40 Series Pumps	14
NDP-50 Series Pumps	16
NDP-80 Series Pumps	18
SolidPRO® Pump	20
Xtreme Duty Pro™ XDP Series Pumps ...	20
F-Series High Purity Pumps	21
High Pressure 2:1 Pumps	21
Drum Pumps	22
Powder Pumps	22
FDA, ATEX, CSA, and U.L. Compliant Pumps	23
Filter/Regulators	24
YSC-3EX and YSC-3B Controllers	24
Liquid Level Controller	25
DRD-100 Dry-Run Detector	25
AD Series Pulsation Dampeners	26
Pump Diaphragms	27
Optional Coatings	27
Additional Options	28
Installation Diagram	29
Understanding Performance Curves ...	29



Engineered to Perform. Designed for Long Life.

Rugged, Bolted Construction

All Yamada pumps feature bolted construction, which eliminates leaks and simplifies post-maintenance reassembly. Bolted construction is superior to clamp band retainers, which frequently require frustrating, unnecessary leakage rebuilds from misalignment during reassembly.

Outside-Accessible Air Valve

Inspection or maintenance of every Yamada air valve may be performed without removing the pump from service.

Unified Air Valve Concept

Common-size air valve assemblies reduce parts confusion.

Pilot Valve

Unique to the Yamada design is an individual modular pilot valve that actuates the air valve. It is depressed slightly by the inner center disk creating a pressure drop at one end of the air valve, allowing shifting to occur. It is maintenance free with no cumbersome snap rings or lubricated dynamic o-rings to replace or repair.

Diaphragm Dynamics

Extensive research has led to the development of an optimal stroke length that maximizes diaphragm life and performance while minimizing downtime and maintenance costs.

Air Valve Technology



Yamada air valve technology is the heart of the air-powered double diaphragm pump and determines reliability. Yamada holds three patents on its field proven valve and enjoys a superior reputation throughout the industry.

Unified Air Valve Concept

To simplify, Yamada offers two common size air valve assemblies within five sizes of pumps (3/4" & 1" pumps and 1-1/2", 2" & 3" pumps) further reducing reassembly confusion and parts inventory. Other air-powered double diaphragm pump manufacturers offer multiple air valve designs and revisions in an effort to address pump reliability problems. Multiple designs and revisions typically create maintenance rebuild issues, parts confusion, and obsolete inventory. *Whether your pumps are functioning continuously or intermittently — at high or low pressure — using dirty or clean air — Yamada offers one field proven design.*

Truly Non-Lubricated Air Valve

The patented Yamada air valve on all NDP series pumps never requires lubrication or pre-packing. The advanced design eliminates the need for external lubrication, which can lead to pumpage contamination and maintenance headaches. **Yamada is proud to be the originator of non-lubricated air valve technology for air-powered double diaphragm pumps.**

Some air-powered double diaphragm pump manufacturers claim to offer a non-lubricated air valve. Dependent upon the competitor's design, the air valve will probably require lubrication for continuous operation, or lubricator installation if moisture is present within the air system. These valves are pre-packed with grease and are not truly non-lubricated.

Component Replaceable

All Yamada air valves can be restored with individual components, without requiring complete valve and housing replacement.

Many competitor air valves incorporate a complicated design which requires complete replacement of the valve assembly and housing, further increasing the cost of ownership.

Common-size air valve assemblies reduce parts confusion.



Air Valve fits NDP-20 (3/4") & NDP-25 Series (1")

Air Valve fits NDP-40 (1-1/2"), NDP-50 (2"), & NDP-80 (3") Series Pumps

Non-Stalling

A patented non-centering, spring-assisted shifter is incorporated into every NDP Series pump, ensuring a positive shift every time.

The 304 stainless steel C-springs provide exceptional durability and longevity and are tested to last over **300 million cycles!**

The spring assist also aides in long dead head applications for reliable startup.

Continued on next page ▶

For additional information on Yamada products and services, visit yamadapump.com

Non-Metallic Components


Features & Benefits – continued from preceding page.

Non-Metallic Components

Yamada engineers utilize state-of-the-art solid modeling and finite element analysis techniques, including rib and shell methods of injection molding to design non-metallic parts structure. This *patented* technique greatly increases the component strength and reduces material usage.

NDP-40, 50, & 80 Series Stainless Steel Pump Base for Non-Metallic Pumps

The tubular 304 Stainless Steel base was designed to simplify rebuilding procedures and to absorb weight distribution. Maintenance operations are streamlined by mounting the base directly to the air motor so that the pump can sit upright on a workbench for most of the service. The radially bent tubular steel base is rated to 85,000 PSI giving it exceptional strength vs. welded angle designs.



NDP-40
Polypropylene


About Diaphragm Pumps

1. **Handles a wide variety of fluids with high solids content:** No close fitting or rotating parts so liquid with high solids content and/or size can be easily pumped.
2. **Self Priming:** The Yamada pump design (incorporating internal check valves) allows for high suction lift even at dry start-up and with heavier fluids.
3. **Ability to run dry:** No close fittings or sliding parts are at risk—the pump can run dry without damage.
4. **Variable flow rate and discharge pressure:** Yamada pumps will run at any setting within their operating range simply by adjusting the air inlet pressure and system conditions. One pump can fit a broad spectrum of applications.
5. **Portable/Simple Installation:** Yamada pumps transport easily to the application site. Simply connect your air supply line and liquid lines; the pump is ready to perform. There are no complex controls to install and operate.
6. **Dead Head:** Because the discharge pressure can never exceed air inlet pressure, the discharge line can be closed with no damage or wear. The pump will simply slow down and stop.
7. **Shear sensitive:** The gentle nature and minimal parts contact with the liquid makes Yamada pumps an excellent choice for shear sensitive fluids.
8. **Explosion Proof:** Yamada pumps are operated by compressed air, therefore, they are intrinsically safe.
9. **Submersible:** If external components are compatible—Yamada pumps can be submerged in the liquid by simply running the exhaust line above the liquid level.
10. **Pumping efficiency remains constant:** There are no rotors, gears, or pistons, which wear over time and lead to the gradual decline in performance/flow rate.

For additional information on Yamada products and services, visit yamadapump.com.

NDP-5 Series

**3.1 GPM Maximum Capacity
1/4 Inch Port Size**



Polypropylene
Dimensions: 6.14" W x 5.79" H
Net Wt.: 3.0 lbs. (1.36 kg)
Shipping Wt.: 4 lbs.

shown with optional center port ↗



Groundable Acetal
Dimensions:
6.14" W x 5.79" H
Net Wt.: 3.7 lbs. (1.67 kg)
Shipping Wt.: 4.7 lbs.



Kynar® (PVDF)
Dimensions:
6.14" W x 5.79" H
Net Wt.: 3.7 lbs. (1.67 kg)
Shipping Wt.: 4.7 lbs.



Split Manifold
Dimensions:
6.6" W x 5.87" H
Net Wt.: 3.0 lbs.
(1.36 kg)
Ship Wt.: 4 lbs.



Stainless Steel
Dimensions:
6.1" W x 5.87" H
Net Wt.: 5.9 lbs.
(2.68 kg)
Ship Wt.: 6.9 lbs.

Aluminum
Dimensions:
6.1" W x 5.87" H
Net Wt.: 3.3 lbs.
(1.5 kg)
Ship Wt.: 4.3 lbs.

Specifications

Port Dimensions

Intake & discharge	1/4" Female NPT
Air inlet (incl. ball valve):	1/4" Female NPT
Air exhaust (internal silencer):	3/8" Female NPT

Maximum Liquid Temperature

Fitted with Teflon® (PTFE) diaphragm

Pump Material	Temperature
Polypropylene (PPG)	180°F (82°C)
Kynar® (PVDF)	212°F (100°C)
Groundable Acetal	180°F (82°C)
Aluminum (ADC-12)	212°F (100°C)
Stainless Steel (316)	212°F (100°C)

Air Supply Pressure (All Models)

20–100 PSI (1.4–7 kgf/cm²)

Discharge Volume Per Cycle

0.0078 gallons (29 cc)

Maximum Cycles Per Minute: 400

Maximum Dry Suction Lift: 5-feet

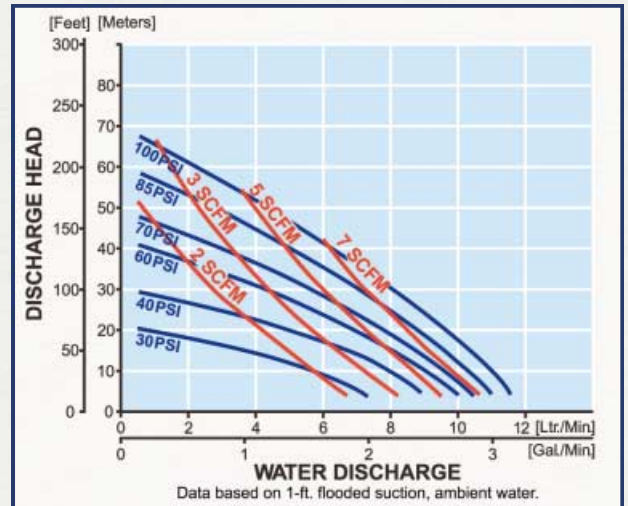
Pump Air Motor

Ryton® air motor standard

Model Number Nomenclature

Polypropylene (PPG)	NDP-5FPT
Kynar® (PVDF)	NDP-5FVT
Groundable Acetal	NDP-5FDT
Aluminum (ADC-12)	NDP-5FAT
Stainless Steel (316)	NDP-5FST
Optional Split Manifold contact Yamada	NDP-5FPT-Z

Performance Curve



AutoCAD® drawings are available on CD ROM
or at yamadapump.com

DP-10 Series / DP-15 Series

6 GPM Maximum Capacity
3/8 Inch Port Size



DP-10 Aluminum

Dimensions: 7.32" W x 9.49" H
Net Wt.: 7.9 lbs. (3.6 kg)
Shipping Wt.: 9.9 lbs.

DP-10 Stainless Steel

Dimensions: 7.32" W x 9.49" H
Net Wt.: 11.7 lbs. (5.3 kg)
Shipping Wt.: 13.7 lbs.


7.4 GPM Maximum Capacity
1/2 Inch Port Size



DP-10

Polypropylene


Dimensions:
7.72" W x 7.72" H
Net Wt.: 6.8 lbs. (3.1 kg)
Shipping Wt.: 8.8 lbs.



DP-15

Groundable Acetal

Dimensions:
9.68" W x 11.69" H
Net Wt.: 9 lbs. (4 kg)
Shipping Wt.: 12 lbs.



DP-15

Polypropylene

Dimensions:
9.68" W x 11.69" H
Net Wt.: 9 lbs. (4 kg)
Shipping Wt.: 12 lbs.

AutoCAD® drawings are available on CD ROM or
at yamadapump.com

DP-10/15 Series Specifications

DP-10 Port Dimensions

Intake & discharge connection:

Polypropylene (PPG)	3/8" Female NPT
Aluminum (ADC-12)	3/8" Female NPT
Stainless Steel (316)	3/8" Female NPT

DP-15 Port Dimensions

Intake & discharge connection:

Polypropylene (PPG)	1/2" Female NPT
Groundable Acetal	1/2" Female NPT

Air Inlet / Exhaust

Air inlet (incl. ball valve):	1/4" Female NPT
Air exhaust (incl. silencer):	3/8" Female NPT

Maximum Liquid Temperature*

Diaphragm Material	Temperature
Neoprene	180°F (82°C)
Buna N	180°F (82°C)
Hytrel® (TPEE)	248°F (120°C)
Santoprene® (TPO)	212°F (100°C)
Viton® fluoroelastomer	248°F (120°C)
Teflon® (PTFE)	212°F (100°C)

*The maximum liquid temperature for metal and Kynar®-fitted pumps is determined by the elastomer (diaphragm material). Polypropylene and Groundable Acetal pumps have a maximum liquid temperature of 180°F (82°C) regardless of diaphragm material.

Air Supply Pressure (All Models)

20 – 100 PSI (1.4 – 7 kgf/cm²)

Discharge Volume Per Cycle

DP-10: 0.020 gallons (76 cc)

DP-15: 0.025 gallons (93 cc)

Maximum Cycles Per Minute

All diaphragms: 300

Maximum Size Solid

1/32" (1 mm)

Maximum Dry Suction Lift

All diaphragms: 10-feet

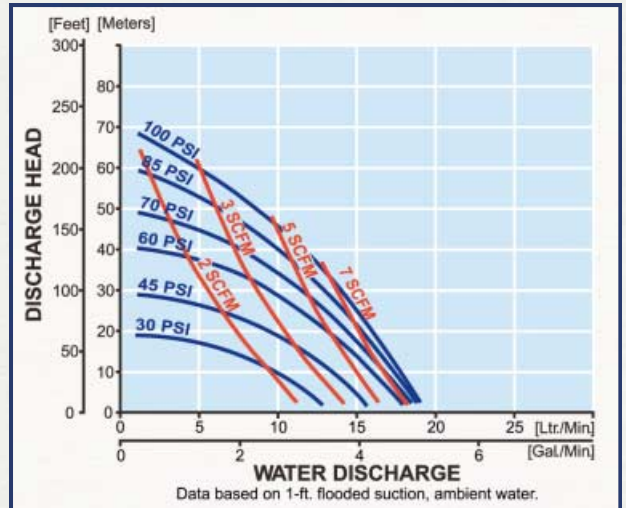
Aluminum Air Motor – Standard

Optional: Epoxy-coated, Teflon®-coated, or Electroless Nickel Plate

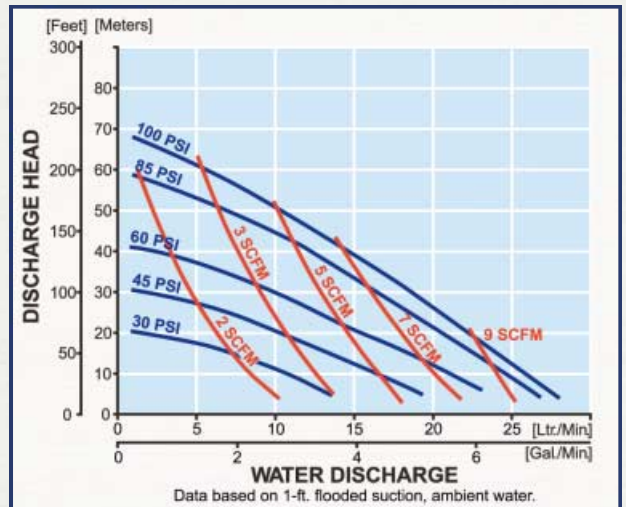
Optional Split Manifold – contact Yamada

Notes: Hytrel®-fitted pumps include Buna N check balls & wetted o-rings. Santoprene®-fitted pumps include EPDM check balls & wetted o-rings.

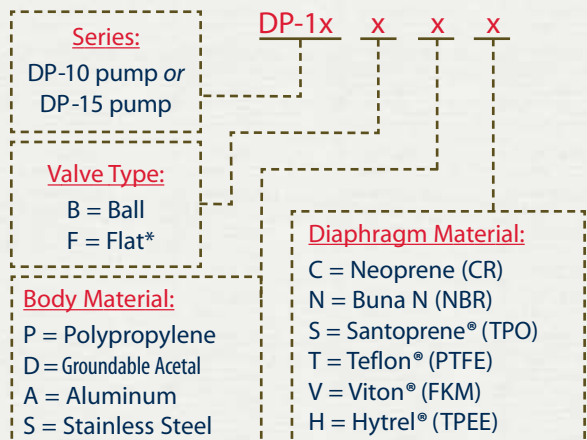
DP-10 Series Performance Curve



DP-15 Series Performance Curve




Model Number Nomenclature



* Flat valves available for DP-15 pumps only.
NOTE: Additional options listed on page 28.

NDP-15 Series

**13.5 GPM Maximum Capacity
1/2 Inch Port Size**



Kynar® (PVDF)
Dimensions: 8.66" W × 11.73" H
Net Wt.: 9.4 lbs. (4.2 kg)
Shipping Wt.: 11 lbs.



Split Manifold Pump
Model NDP-15FPT-Z

Polypropylene
Dimensions:
8.66" W × 11.73" H
Net Wt.: 7.7 lbs. (3.5 kg)
Shipping Wt.: 9.5 lbs.



**Polypropylene with
Center Port Option**
Dimensions:
8.66" W × 11.73" H
Net Wt.: 7.7 lbs. (3.5 kg)
Shipping Wt.: 9.5 lbs.



Groundable Acetal
Dimensions:
8.66" W × 11.73" H
Net Wt.: 9 lbs. (4 kg)
Shipping Wt.: 11 lbs.



Aluminum
Dimensions:
8.66" W × 10.71" H
Net Wt.: 9 lbs. (4 kg)
Shipping Wt.: 11 lbs.



Stainless Steel
Dimensions:
8.31" W × 9.7" H
Net Wt.: 13.6 lbs. (6.16 kg)
Shipping Wt.: 15.5 lbs.

AutoCAD® drawings are available on CD ROM or
at yamadapump.com

NDP-15 Series Specifications

Port Dimensions

Intake & discharge connection:

Polypropylene (PPG) ■	1/2" Female NPT
Kynar® (PVDF) ◆	1/2" Female NPT
Groundable Acetal ◆	1/2" Female NPT
Aluminum (ADC-12) ▲	1/2" Female NPT
Stainless Steel (316) ▲	1/2" Female NPT
Air inlet (includes ball valve):	1/4" Female NPT
Air exhaust (internal silencer):	3/8" Female NPT

- Polypropylene pumps may be fitted with ball or flat check valves. Ball-type check valves are recommended for flooded suction applications. Flat-type check valves are recommended for suction lift applications.
- ◆ Kynar® and Groundable Acetal pumps are fitted with flat check valves only.
- ▲ Aluminum and Stainless Steel pumps are fitted with ball check valves only.

Maximum Liquid Temperature*

Diaphragm Material	Temperature
Neoprene	180°F (82°C)
Buna N	180°F (82°C)
Hytrell® (TPEE)	248°F (120°C)
Santoprene® (TPO)	212°F (100°C)
Viton® fluoroelastomer	248°F (120°C)
Teflon® (PTFE)	212°F (100°C)

*The maximum liquid temperature for metal and Kynar®-fitted pumps is determined by the elastomer (diaphragm material). Polypropylene and Groundable Acetal pumps have a maximum liquid temperature of 180°F (82°C) regardless of diaphragm material.

Air Supply Pressure (All Models)

20–100 PSI (1.4–7 kgf/cm²)

Discharge Volume Per Cycle

0.0338 gallons (128 cc)

Maximum Cycles Per Minute

All diaphragms: 400

Maximum Size Solid: 1/32" (1 mm)

Maximum Dry Suction Lift

Flat-type check valve: 8-feet

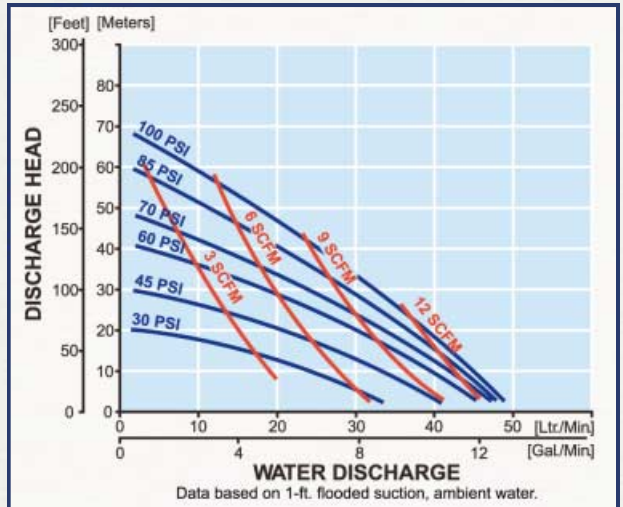
Ball-type check valve: 5-feet

Pump Air Motor: Ryton® air motor standard


Notes: Hytrell®-fitted pumps include Buna N check balls & wetted o-rings. Santoprene®-fitted pumps include EPDM check balls & wetted o-rings.

All Diaphragm Materials

(both ball and flat check valves)



Model Number Nomenclature



* Flat valves are available for plastic pumps only.

NOTE: Additional options listed on page 28.

Split Manifold Pumps

By utilizing one pump, Yamada offers a design in which the inlet and outlet ports can be configured to multiple combinations; ideal for pumping or combining two similar specific gravity fluids.

Construction: Polypropylene, Aluminum, or Stainless Steel

Diaphragm: Choice of seven elastomers

Modes of operation: Dual suction with dual or single discharge; single suction with dual discharge

Contact Yamada.

NDP-20 Series

31.7 GPM Maximum Capacity
3/4 Inch Port Size



Aluminum

Dimensions: 9.80" W × 12.60" H
Net Wt.: 19.8 lbs. (9.0 kg)
Shipping Wt.: 23 lbs.

Stainless Steel

Dimensions: 9.80" W × 12.60" H
Net Wt.: 30.8 lbs. (13.9 kg)
Shipping Wt.: 32 lbs.

Optional: 1" FNPT inlet & outlet side ports. Available for aluminum pumps only.



Polypropylene – NPT
Dimensions: 12.44" W × 14.50" H
Net Wt.: 17.6 lbs. (8.2 kg)
Shipping Wt.: 22.6 lbs.



Polypropylene – ANSI Flange
Dimensions: 12.44" W × 14.75" H
Net Wt.: 17.6 lbs. (8.2 kg)
Shipping Wt.: 22.6 lbs.

AutoCAD® drawings are available on CDROM or
at yamadapump.com

NDP-20 Series Specifications

Port Dimensions

Intake & discharge connection:

Polypropylene (PPG)	3/4" Female NPT
Aluminum (ADC-12)	3/4" Female NPT
Stainless Steel (316)	3/4" Female NPT
Air inlet (incl. ball valve):	1/4" Female NPT
Air exhaust (incl. silencer):	3/4" Female NPT

ANSI Flange also available — consult Yamada.

Maximum Liquid Temperature*

Diaphragm Material	Temperature
Neoprene	180°F (82°C)
Buna N	180°F (82°C)
EPDM	212°F (100°C)
Hytrel® (TPEE)	248°F (120°C)
Santoprene® (TPO)	212°F (100°C)
Viton® fluoroelastomer	248°F (120°C)
Teflon® (PTFE)	212°F (100°C)

* The maximum liquid temperature for metal and Kynar®-fitted pumps is determined by the elastomer (diaphragm material). Polypropylene pumps have a maximum liquid temperature of 180°F (82°C) regardless of diaphragm material.

Air Supply Pressure (All Models)

20–100 PSI (1.4–7 kgf/cm²)

Discharge Volume Per Cycle

Rubber diaphragm: 0.163 gallons (615 cc)

PTFE diaphragm: 0.143 gallons (539 cc)

Maximum Cycles Per Minute

Rubber diaphragm: 195

PTFE diaphragm: 195

Maximum Size Solid

1/16" (2.0 mm)

Maximum Dry Suction Lift

Rubber-fitted pump capability: 18-feet

Air Motors

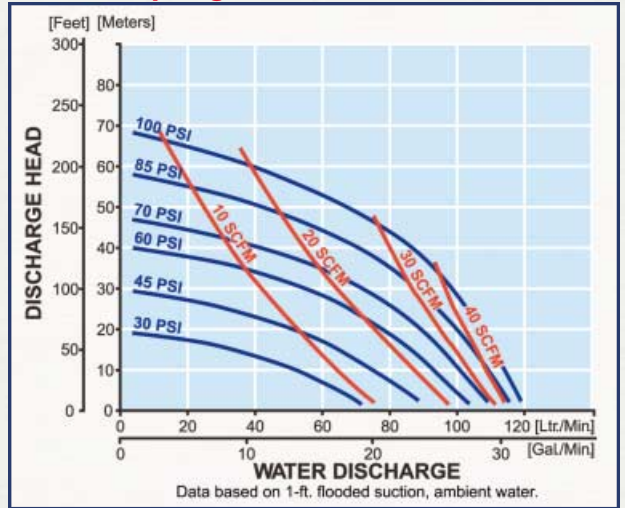
Aluminum air motors are standard on metal pumps; glass-filled polypropylene air motors are standard on plastic pumps.

Optional air motors: Epoxy-coated, Teflon®-coated, Electroless Nickel Plate, aluminum and glass-filled polypropylene.

Optional Split Manifold – contact Yamada

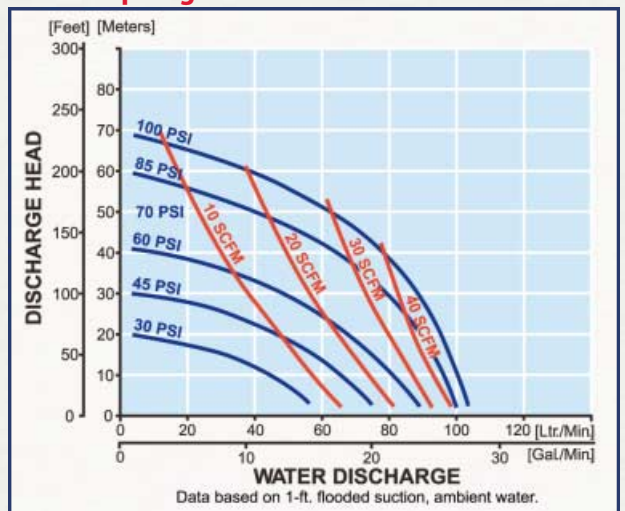
Notes: Hytrel®-fitted pumps include Buna N check balls & wetted o-rings. Santoprene®-fitted pumps include EPDM check balls & wetted o-rings.

Rubber Diaphragm Performance Curve




To calculate performance for Santoprene® and Hytrel®-fitted pumps, use Rubber Diaphragm Curve.

PTFE Diaphragm Performance Curve




Model Number Nomenclature



Additional options listed on page 28.


NDP-25 Series

**46.2 GPM Maximum Capacity
1 Inch Port Size**



Polypropylene – ANSI Flange
Dimensions: 14.40" W x 17.40" H
Net Wt.: 29 lbs. (10.9 kg)
Shipping Wt.: 30 lbs.

Polypropylene – NPT
Dimensions:
14.40" W x 16.90" H
Net Wt.: 29 lbs. (10.9 kg)
Shipping Wt.: 30 lbs.



Kynar® (PVDF) – NPT
Dimensions:
14.40" W x 16.90" H
Net Wt.: 29.7 lbs. (13.4 kg)
Shipping Wt.: 33 lbs.



Kynar® (PVDF) – ANSI Flange
Dimensions:
14.40" W x 17.40" H
Net Wt.: 29.7 lbs. (13.4 kg)
Shipping Wt.: 33 lbs.



Aluminum
Dimensions: 11.30" W x 15.08" H
Net Wt.: 27 lbs. (13.0 kg)
Shipping Wt.: 31 lbs.



Stainless Steel
Dimensions: 11.30" W x 15.08" H
Net Wt.: 42 lbs. (19.9 kg)
Shipping Wt.: 46 lbs.

Cast Iron
Dimensions: 11.30" W x 15.08" H
Net Wt.: 43 lbs. (19.9 kg)
Shipping Wt.: 46 lbs.

AutoCAD® drawings are available on CDROM or
at yamadapump.com

NDP-25 Series Specifications

Port Dimensions

Intake & discharge connection:

Polypropylene (PPG)	1" Female NPT
Kynar® (PVDF)	1" Female NPT
Aluminum (ADC-12)	1" Female NPT
Stainless Steel (316)	1" Female NPT
Cast Iron	1" Female NPT
Air inlet (incl. ball valve):	3/8" Female NPT
Air exhaust (incl. silencer):	3/4" Female NPT

ANSI Flange also available — consult Yamada.

Maximum Liquid Temperature*

Diaphragm Material	Temperature
Neoprene	180°F (82°C)
Buna N	180°F (82°C)
EPDM	212°F (100°C)
Hytrel® (TPEE)	248°F (120°C)
Santoprene® (TPO)	212°F (100°C)
Viton® fluoroelastomer	248°F (120°C)
Teflon® (PTFE)	212°F (100°C)

*The maximum liquid temperature for metal and Kynar®-fitted pumps is determined by the elastomer (diaphragm material). Polypropylene pumps have a maximum liquid temperature of 180°F (82°C) regardless of diaphragm material.

Air Supply Pressure (All Models)

20–100 PSI (1.4–7 kgf/cm²)

Discharge Volume Per Cycle

Rubber diaphragm: 0.22 gallons (833 cc)

PTFE diaphragm: 0.21 gallons (787 cc)

Maximum Cycles Per Minute

Rubber diaphragm: 210

PTFE diaphragm: 210

Maximum Size Solid

3/16" (4.8 mm)

Maximum Dry Suction Lift

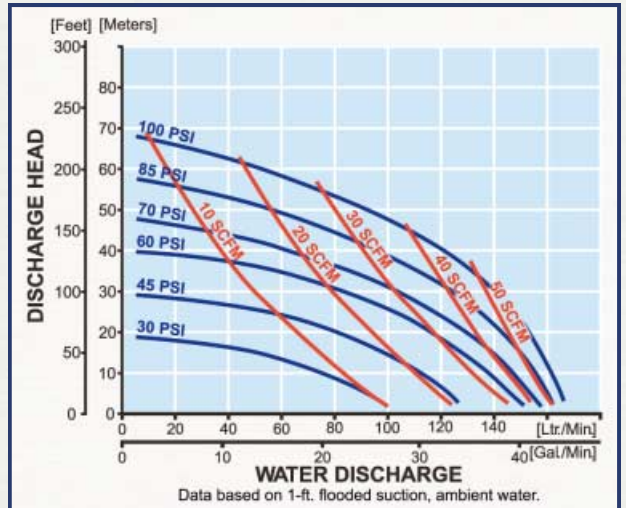
Rubber-fitted pump capability: 18-feet

Air Motors: Aluminum air motors are standard on metal pumps; glass-filled polypropylene air motors are standard on plastic and Kynar® pumps. Optional air motors on page 28.

Optional Split Manifold – contact Yamada

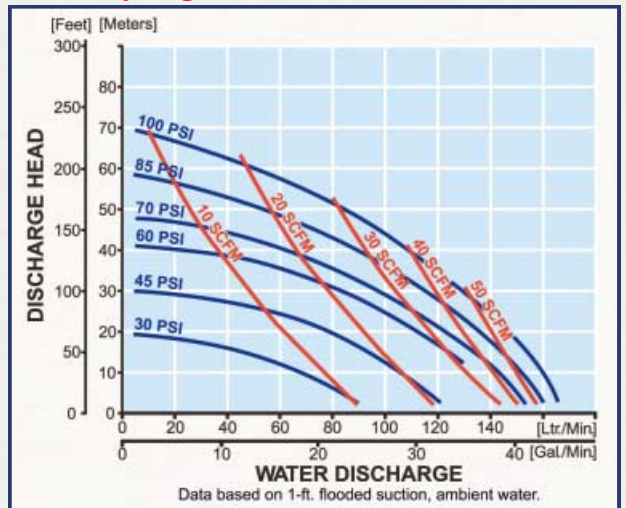
All Polypropylene, Aluminum, Cast Iron, and SS Hytrel® fitted pumps include Buna N check balls & o-rings and Santoprene® fitted pumps include EPDM check balls & wetted o-rings. Kynar® (PVDF) pumps fitted with Santoprene®, Hytrel®, or Teflon® include Teflon® check balls & o-rings. Kynar®/EPDM fitted pumps include EPDM check balls & o-rings and Viton® fitted include Viton® balls & o-rings.

Rubber Diaphragm Performance Curve

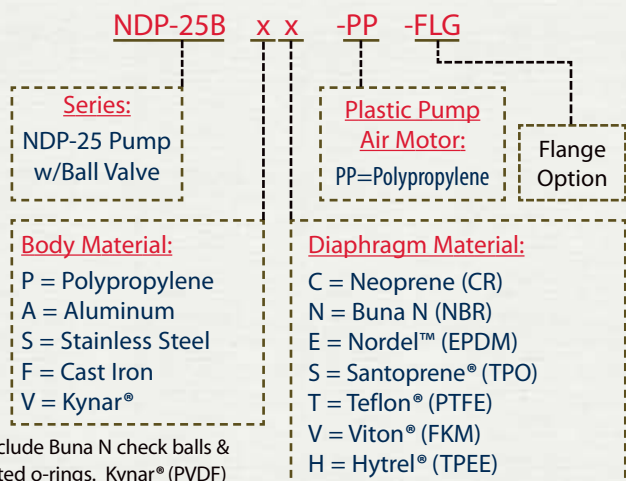


To calculate performance for Santoprene® and Hytrel®-fitted pumps, use Rubber Diaphragm Curve.

PTFE Diaphragm Performance Curve



Model Number Nomenclature



Additional options listed on page 28.

NDP-40 Series

107 GPM Maximum Capacity
1-1/2 Inch Port Size



Kynar® (PVDF)
Dimensions: 15.75" W × 29.61" H
Net Wt.: 70 lbs. (29.9 kg)
Shipping Wt.: 78 lbs.

AutoCAD® drawings are available on CDROM or
at yamadapump.com

Polypropylene
Dimensions:
15.75" W × 29.61" H
Net Wt.: 70 lbs. (29.9 kg)
Shipping Wt.: 78 lbs.



Aluminum
Dimensions:
16.18" W × 27.91" H
Net Wt.: 68 lbs. (28.9 kg)
Shipping Wt.: 75 lbs.
*Tapped w/1-1/2" NPT
ANSI flange*



Stainless Steel
Dimensions:
16.18" W × 27.75" H
Net Wt.: 98 lbs. (39.9 kg)
Shipping Wt.: 106 lbs.

Cast Iron - NPT
Dimensions:
16.18" W × 27.75" H
Net Wt.: 112 lbs. (59.8 kg)
Shipping Wt.: 120 lbs.



*ANSI #150 Flange
available on Stainless Steel
pumps.*



NDP-40 Series Specifications

Port Dimensions

Intake & discharge connection:

Polypropylene (PPG)	1-1/2" ANSI B16.5 #150
Kynar® (PVDF)	1-1/2" ANSI B16.5 #150
Aluminum (ADC-12)	1-1/2" ANSI B16.5 #150 (with tapped 1-1/2" Female NPT)
Stainless Steel (316)	1-1/2" ANSI B16.5 #150 or 1-1/2" Female NPT
Cast Iron	1-1/2" Female NPT
Air inlet (incl. ball valve):	1/2" Female NPT
Air exhaust (incl. silencer):	1" Female NPT

Maximum Liquid Temperature*

Diaphragm Material	Temperature
Neoprene	180°F (82°C)
Buna N	180°F (82°C)
EPDM	212°F (100°C)
Hytrel® (TPEE)	248°F (120°C)
Santoprene® (TPO)	212°F (100°C)
Viton® fluoroelastomer	248°F (120°C)
Teflon® (PTFE)	212°F (100°C)

*The maximum liquid temperature for metal and Kynar®-fitted pumps is determined by the elastomer (diaphragm material). Polypropylene pumps have a maximum liquid temperature of 180°F (82°C) regardless of diaphragm material.

Air Supply Pressure (All Models)

20–100 PSI (1.4–7 kgf/cm²)

Discharge Volume Per Cycle

Rubber diaphragm: 0.73 gallons (2.74 liters)

PTFE diaphragm: 0.37 gallons (1.40 liters)

Maximum Cycles Per Minute

Rubber diaphragm: 148

PTFE diaphragm: 270

Maximum Size Solid

9/32" (7 mm)

Maximum Dry Suction Lift

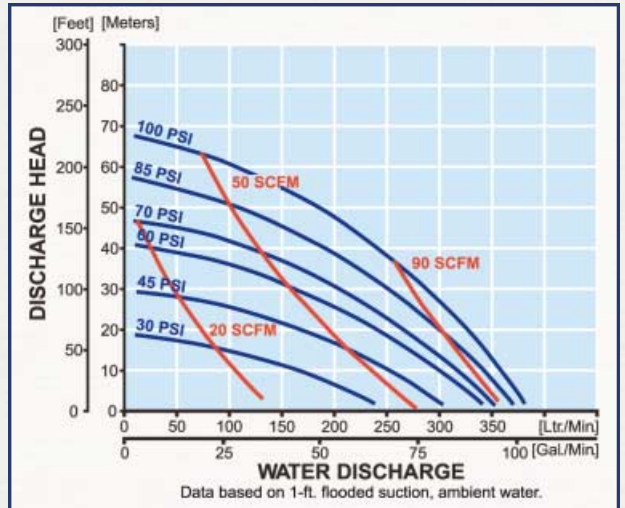
Rubber-fitted pump capability: 18-feet

Aluminum Air Motor – Standard

Optional: Epoxy-coated, Teflon®-coated, or Electroless Nickel Plate

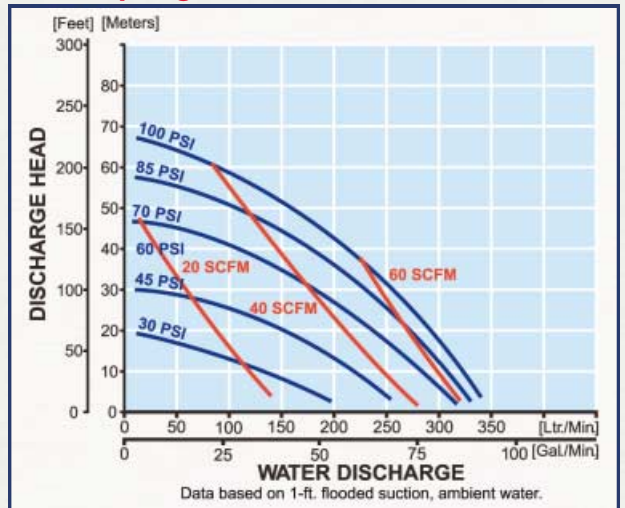
All Polypropylene, Aluminum, Cast Iron, and Stainless Steel Hytrel® fitted pumps include Buna N check balls & o-rings and Santoprene® fitted pumps include EPDM check balls & wetted o-rings. Kynar® (PVDF) pumps fitted with Santoprene®, Hytrel®, or Teflon® include Teflon® check balls & o-rings. Kynar®/EPDM fitted pumps include EPDM check balls & o-rings and Viton® fitted include Viton® balls & o-rings.

Rubber Diaphragm Performance Curve

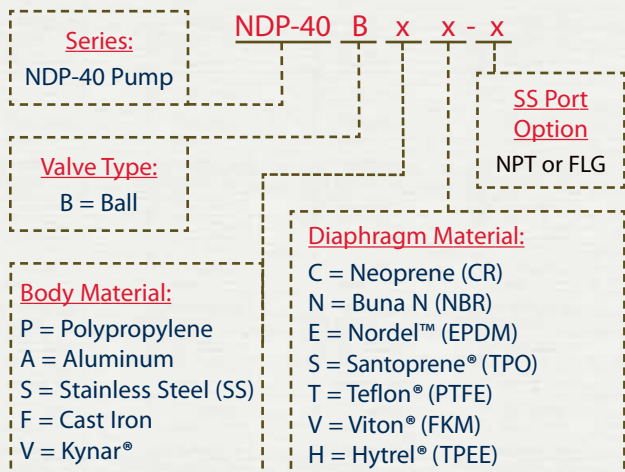


To calculate performance for Santoprene® and Hytrel®-fitted pumps, use Rubber Diaphragm Curve.

PTFE Diaphragm Performance Curve




Model Number Nomenclature



Note: For NPT-fitted SS, add "NPT" at end of model number nomenclature. Additional options listed on page 28.

NDP-50 Series

**164 GPM Maximum Capacity
2-Inch Port Size**



Cast Iron or Stainless Steel
Dimensions: 17.72" W × 30.55" H
Net Wt.: Cast Iron – 159 lbs. (72.1 kg)
Stainless Steel – 162 lbs. (73.5 kg)
Shipping Wt.: Cast Iron – 168 lbs.
Stainless Steel – 173 lbs.

AutoCAD® drawings are available on CD ROM or
at yamadapump.com



Aluminum
Dimensions:
17.68" W × 30.67" H
Net Wt.: 88 lbs. (39.9 kg)
Shipping Wt.: 99 lbs.
*Tapped with 2" NPT
ANSI flange*



Polypropylene
Dimensions:
18.63" W × 32.32" H
Net Wt.: 84 lbs. (38.1 kg)
Shipping Wt.: 108 lbs.

Optional ANSI
Flange for Stainless
Steel models.



Kynar® (PVDF)
Dimensions:
18.63" W × 32.32" H
Net Wt.: 103 lbs. (46.7 kg)
Shipping Wt.: 121 lbs.

NDP-50 Series Specifications

Port Dimensions

Intake & discharge connection:

Polypropylene (PPG)	2" ANSI B16.5 #150
Kynar® (PVDF)	2" ANSI B16.5 #150
Aluminum (ADC-12)	2" ANSI B16.5 #150 (with tapped 2" Female NPT)
Stainless Steel (316)	2" ANSI B16.5 #150 or 2" Female NPT
Cast Iron	2" Female NPT
Air inlet (incl. ball valve):	3/4" Female NPT
Air exhaust (incl. silencer):	1" Female NPT

Maximum Liquid Temperature*

Diaphragm Material	Temperature
Neoprene	180°F (82°C)
Buna N	180°F (82°C)
EPDM	212°F (100°C)
Hytre® (TPEE)	248°F (120°C)
Santoprene® (TPO)	212°F (100°C)
Viton® fluoroelastomer	248°F (120°C)
Teflon® (PTFE)	212°F (100°C)

*The maximum liquid temperature for metal and Kynar®-fitted pumps is determined by the elastomer (diaphragm material). Polypropylene pumps have a maximum liquid temperature of 180°F (82°C) regardless of diaphragm material.

Air Supply Pressure (All Models)

20–100 PSI (1.4–7 kgf/cm²)

Discharge Volume Per Cycle

Rubber diaphragm: 1.12 gallons (4.25 liters)

PTFE diaphragm: 0.69 gallons (2.61 liters)

Maximum Cycles Per Minute

Rubber diaphragm: 146

PTFE diaphragm: 220

Maximum Size Solid

5/16" (8 mm)

Maximum Dry Suction Lift

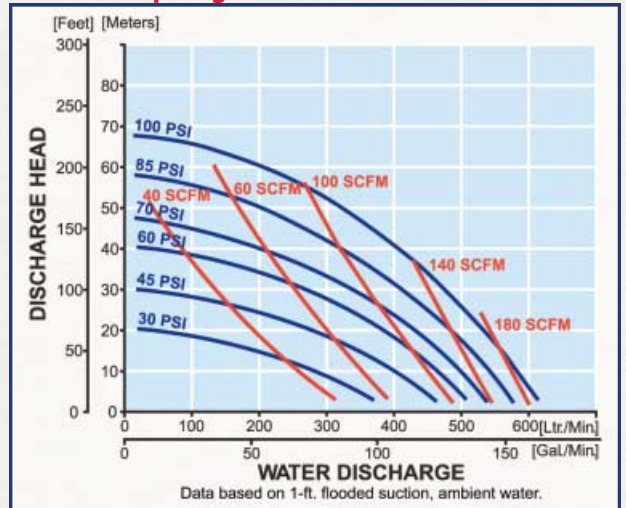
Rubber-fitted pump capability: 19-feet

Aluminum Air Motor – Standard

Optional: Epoxy-coated, Teflon®-coated, or Electroless Nickel Plate

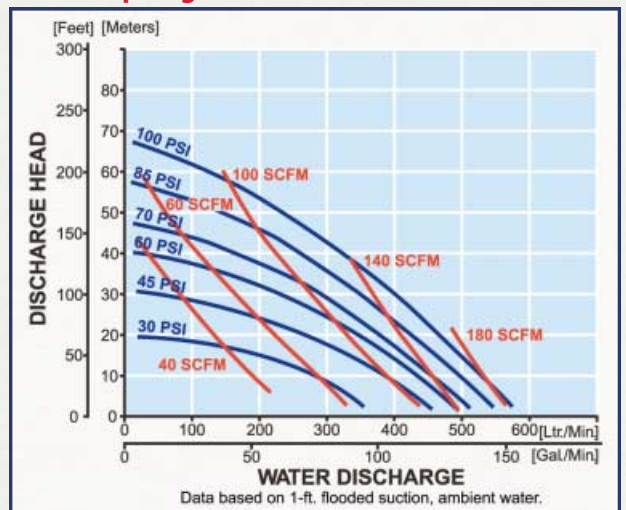
All Polypropylene, Aluminum, Cast Iron, and Stainless Steel Hytre® fitted pumps include Buna N check balls & o-rings and Santoprene® fitted pumps include EPDM check balls & wetted o-rings. Kynar® (PVDF) pumps fitted with Santoprene®, Hytre®, or Teflon® include Teflon® check balls & o-rings. Kynar®/EPDM fitted pumps include EPDM check balls & o-rings and Viton®-fitted include Viton® balls & o-rings.

Rubber Diaphragm Performance Curve

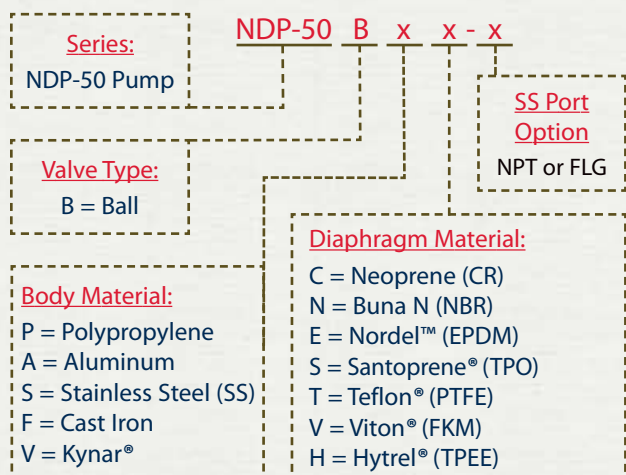


To calculate performance for Santoprene® and Hytre®-fitted pumps, use Rubber Diaphragm Curve.

PTFE Diaphragm Performance Curve



Model Number Nomenclature



Note: For NPT-fitted SS, add "NPT" at end of model number nomenclature. Additional options listed on page 28.

NDP-80 Series

**215 GPM Maximum Capacity
3 Inch Port Size**



Stainless Steel
Dimensions: 20.43" W × 38.74" H
Net Wt.: 252 lbs. (114.3 kg)
Shipping Wt.: 271 lbs.

Aluminum
Dimensions:
20.43" W × 40.75" H
Net Wt.: 151 lbs. (68.5 kg)
Shipping Wt.: 165 lbs.
*Tapped with 3" NPT
ANSI flange*



Cast Iron – NPT
Dimensions:
20.54" W × 38.74" H
Net Wt.: 271 lbs. (122.9 kg)
Shipping Wt.: 277 lbs.



Stainless Steel
Dimensions:
20.54" W × 38.74" H
Net Wt.: 244 lbs. (110.7 kg)
Shipping Wt.: 263 lbs.

Polypropylene
Dimensions:
22.83" W × 41.10" H
Net Wt.: 162 lbs. (73.5 kg)
Shipping Wt.: 177 lbs.



NDP-80 Series Specifications

Port Dimensions

Intake & discharge connection:

Polypropylene (PPG)	3" ANSI B16.5 #150
Aluminum (ADC-12)	3" ANSI B16.5 #150 (with tapped 3" Female NPT)
Stainless Steel (316)	3" ANSI B16.5 #150 or 3" Female NPT
Cast Iron	3" Female NPT
Air inlet (incl. ball valve):	3/4" Female NPT
Air exhaust (incl. silencer):	1" Female NPT

Maximum Liquid Temperature*

Diaphragm Material	Temperature
Neoprene	180°F (82°C)
Buna N	180°F (82°C)
EPDM	212°F (100°C)
Hytre® (TPEE)	248°F (120°C)
Santoprene® (TPO)	212°F (100°C)
Viton® fluoroelastomer	248°F (120°C)
Teflon® (PTFE)	212°F (100°C)

*The maximum liquid temperature for metal pumps is determined by the elastomer (diaphragm material). Polypropylene pumps have a maximum liquid temperature of 180°F (82°C) regardless of diaphragm material.

Air Supply Pressure (All Models)

20–100 PSI (1.4–7 kgf/cm²)

Discharge Volume Per Cycle

Rubber diaphragm: 2.26 gallons (8.57 liters)

PTFE diaphragm: 1.0 gallons (3.8 liters)

Maximum Cycles Per Minute

Rubber diaphragm: 95

PTFE diaphragm: 160

Maximum Size Solid

13/32" (10 mm)

Maximum Dry Suction Lift

Rubber-fitted pump capability: 19-feet

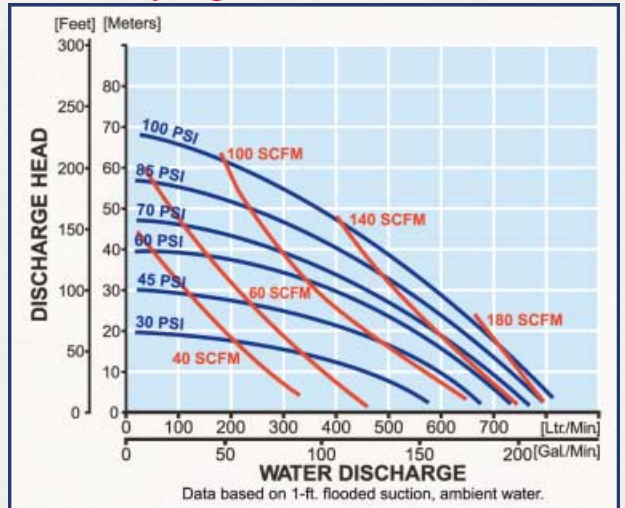
Aluminum Air Motor – Standard

Optional: Epoxy-coated, Teflon®-coated, or Electroless Nickel Plate

Notes: Hytre®-fitted pumps include Buna N check balls & wetted o-rings. Santoprene®-fitted pumps include EPDM check balls & wetted o-rings.

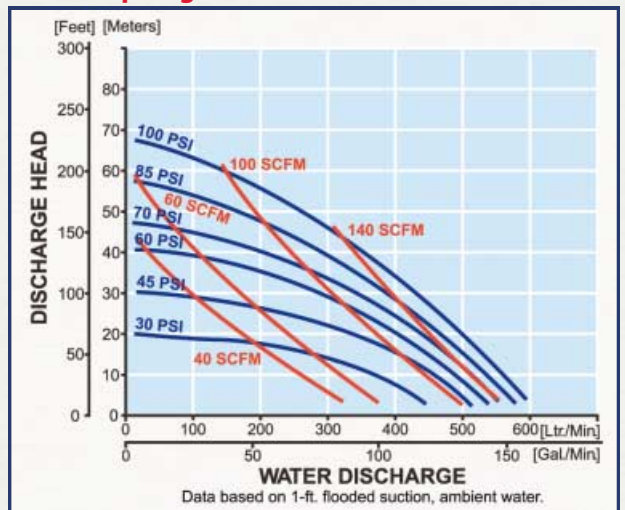
AutoCAD® drawings are available on CDROM or at yamadapump.com

Rubber Diaphragm Performance Curve

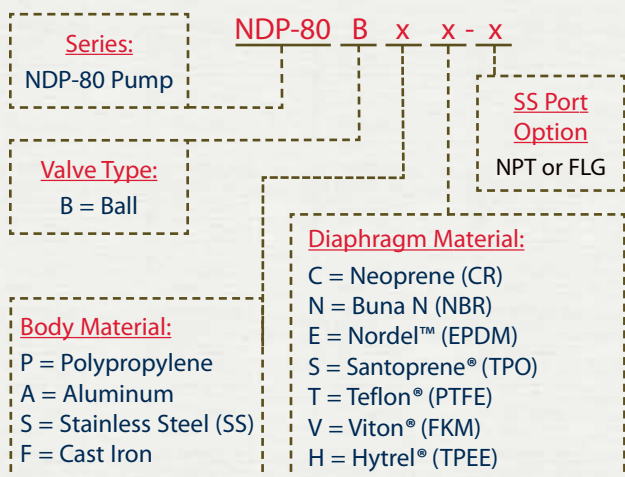


To calculate performance for Santoprene® and Hytre®-fitted pumps, use Rubber Diaphragm Curve.

PTFE Diaphragm Performance Curve



Model Number Nomenclature



Yamada SOLID PRO

Designed to Pump Fluids Containing Solids

The Yamada® SolidPRO® pump is designed to pump fluids containing solids up to 2 inches (50mm) in diameter. Built on the foundation of the NDP Series line of pumps, the SolidPRO incorporates the Yamada patented stall-free/lube-free air valve and rugged, easy-to-service bolted construction.

Designed for durability in the field, the SolidPRO pump's innovative flap-type check valve technology provides streaming passage of solids while minimizing clogging and downtime. Four external bolts release valve covers on either side permitting service and maintenance without removing the pump from service.

Design Specifications

Nominal Diameter:	2 inch (50 mm)
Fluid Connections:	NPT 2" or ANSI flange 150# 2"
Air Connection:	NPT 3/4" / NPT 1"
Normal Air Supply Pressure:	30 -100 PSI (0.2 -0.7 MPa)
Maximum Discharge Pressure:	100 PSI (0.7 MPa)
Discharge Volume per Cycle:	0.79 GPM (3.0 L/min)
Slurry Limitation:	maximum 2" solids
Maximum Operating Noise:	94dB
Weight:	110 lbs (50 kg)

Xtreme Duty Pro™

XDP For extremely demanding process applications

The Yamada® Xtreme Duty Pro™ is designed for use in process type applications including filter press, high pressure, extended deadheading, long runs of discharge pipe, and where air consumption is critical.

Available in 1-1/2", 2" and 3" port sizes, these pumps are built on the liquid platform of a standard NDP Series pump, but with a **mechanically-actuated air motor**.

Air power is conserved by actuating the air valve using a mechanical linkage instead of relying on air pressure. Air power is reduced versus a standard air-actuated valve, providing higher pump efficiency.

Xtreme Duty Pro pumps are capable of running on air pressure equivalents as high as 125 PSI or as low as 5 PSI and provide the same liquid side performance as the NDP series pumps.



SolidPRO® pump is designed to pump solids containing fluids

Four bolts release valve cover for service



**F-Series
Ultra-High Purity
Pumps**

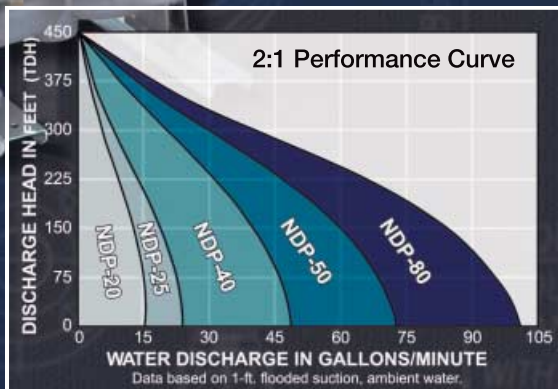


*Yamada has
the largest installed
base of high-purity
pumps in the world!*

Model NDP-50 HP



Model NDP-25 HP



F-Series

Extensively field proven, Yamada® F-Series clean room manufactured pumps are specifically designed for the safe and efficient transfer of **ultra high-purity process chemistries**. They provide maximum corrosion resistance, ultra high-purity levels and low particle generation.

Pumps include 100% machined virgin PTFE diaphragms, liquid chambers and manifolds.

F-Series pumps are available in six sizes

Fluid connections	Flaretek®, ANSI Flange, or FNPT
Flow rate	1 to 35 GPM
Air control	internal shuttle valve or external timer-based control
Air pressure range	20 to 100 PSI
Temperatures up to 212°F (100°C)	

For additional information, please request the *Yamada High-Purity PTFE Pumps* catalog or visit yamadapump.com.

High Pressure 2:1

2:1 Ratio High Pressure Pumps are designed for applications when a maximum 100 PSI operating pressure is insufficient to overcome system requirements.

The flow rate is roughly half of the equivalent size pump output, though a maximum discharge pressure of 200 PSI can be achieved with only 100 PSI air inlet pressure supplied.

The 2:1 discharge ratio is achieved by applying air pressure to the surface area of both diaphragms, doubling the discharge output.

Port sizes: 3/4"-3"	Capacity: 1 to 100 GPM
Construction:	Stainless Steel, Cast Iron, or Aluminum wetted materials
Diaphragm:	Choice of six elastomers
Controls:	No elaborate bypass, relief valves, or complicated controls required. Excellent pressure retention.

Drum Pumps

Yamada APDD Pumps have distinct design advantages, making them versatile and cost effective drum pumps.

Models are available in Polypropylene, PVDF (Kynar®), Aluminum, and Stainless Steel, which includes a 2" bung adapter and 33" suction tube.

Drum pumps are available in 3/8", 1/2", and 3/4" port sizes. (3/8" metal only & 1/2" plastic only) with flow rates up to 28 GPM.

Note: Some Yamada plastic drum pumps incorporate side liquid ports and utilize a 90° elbow on the top of the drum. Refer to DP-10, NDP-15 & NDP-20 technical information for additional performance data. Use applicable NDP nomenclature adding a "D" at the end of the model number. Other sizes and materials are available, consult Yamada.

Port Dimensions

Intake & discharge connection:

Aluminum (ADC-12) 3/8" or 3/4" Female NPT
Includes Aluminum Male NPT
Bung adapter and suction pipe

Stainless Steel (316) 3/8" or 3/4" Female NPT
Includes Stainless Steel Male NPT
Bung adapter and suction pipe

Polypropylene (PPG) 1/2" or 3/4" Female NPT
Includes PVC suction pipe, elbow,
& Bung adapter (PPG also avail.)
Note: Yamada recommends utilizing flat-type check valves for the
NDP-15 series polypropylene pumps.

Kynar® (PVDF) 1/2" Female NPT
Includes PVDF suction pipe, elbow, and Bung adapter

Drum inlet connection 2" Bung

Powder Pumps

Yamada powder pumps are designed to move bulk powders more effectively throughout your process vs. other unsafe and labor intensive means. These heavy duty pumps will consistently transfer fine-grained, low-bulk density dry powders in a dust-free operation.

Port sizes: 1-1/2", 2", or 3"

Construction: Aluminum, Cast Iron, or Stainless Steel

Availability: Three series of pumps are offered, dependent upon requirements.

Also refer to the Powder Pump flyer and Pumpable Powders data sheet.

Drum Pumps
3/8", 1/2", & 3/4"
Port Sizes



FDA-Compliant Drum Pumps are available.

Please consult the factory for details.



Model
NDP-80BA-BH-3

Model
NDP-50BA-BH-2



FDA Compliant
316 Stainless Steel



FDA Compliant
with plastic air motor



CSA Certified and
U.L. Listed Pumps

FDA Compliant Pumps

Yamada FDA compliant pumps are specifically designed for Food, Pharmaceutical & Cosmetic industries where 3A or USDA standards are not required.

Pumps include 316 Stainless Steel wetted components with passivated satin finish, epoxy-coated air motor, sanitary clamp fittings, and FDA compliant elastomers: Hytrel®, EPDM and PTFE.

Available in eight sizes from 3/4" to 4" ports with flow ranges from 1–215 gallons per minute.

ATEX Compliant Pumps

Select Yamada® DP and Yamada® NDP Series pumps are compliant with ATEX guidelines for safe pump operation in potentially dangerous or explosive areas.

Please consult Yamada.



II 2 GD IIB/IIC 95°C

European Standard EN 13463-1:2001

European Standard EN 809/ October 1998

Directive 98/37/EC

CSA-Certified Pumps

Yamada offers a series of three CSA-certified pumps, each built on the consistently-designed foundation of the field-proven DP- and NDP-Series pumps. Pumps are constructed with aluminum wetted components and durable Buna N elastomers certified by CSA International.

Available in 3/8", 3/4", & 1" port sizes with flow rates from 1–46 GPM. **Note:** CSA Certification Class 3305-10 & 3305-90 limits natural gas temperature range to 32°F–125°F.



CSA Gas Accessory Devices-
Natural Gas-Operated
Diaphragm Pumps

U.L. Listed Pumps

Yamada U.L. listed pumps are manufactured for the petrochemical, chemical, and petroleum industries to meet safety requirements established by Underwriters Laboratory Code 79. Pumps include Aluminum wetted components with durable Hytrel® and Buna N elastomers, approved by U.L. to transfer volatile fluids.

Pumps are available in 3/4" and 1" port sizes, with flow ranges from 1–46 gallons per minute.

U.L. Code 79 limits pump discharge pressures to no more than 50 PSI and pumping temperatures must adhere to the range of –20°F to 125° F.



Listed

Air-Powered Double Diaphragm Pump

For Petroleum Products 19GL

Liquid Level Controller

The Yamada® LLC-2Y Liquid Level Controller is a completely pneumatic system designed to automatically start and stop Yamada air-powered double diaphragm pumps when the liquid level within a tank, sump, etc. reaches predetermined levels.

An extremely versatile controller, the LLC-2Y can be used in both single and dual pump applications with any size or model Yamada pump. Used in a single pump configuration, it automatically controls either the filling or emptying of a tank or other vessel. When connected to two separate pumps, it will control both the filling and emptying of the tank. This dual pump capability is particularly useful for waste water storage, contaminated water clean up, and other applications where liquids are regularly transferred into and out of a single vessel.

The LLC-2Y consists of a sophisticated air logic control valve housed in an impact-resistant fiberglass reinforced plastic enclosure. As the liquid level within the tank rises or falls, the subtle changes in pressure are transmitted through high and low level dip tubes to the air logic control valve. When the liquid level reaches a predetermined level (tubing is cut in the field to the preferred HIGH and LOW level points), the power valve supplying air pressure to the pump is turned ON or OFF as required.

The LLC-2Y is capable of maintaining liquid levels in virtually any unpressurized vessel. Its liquid level control span ranges from a few inches to dozens of feet. For added convenience, it may be mounted up to 20 feet away from the pump.



LLC-2Y
Liquid Level Controller



VGA-342
Power Valve



DRD-100
Dry-Run Detector

Dry-Run Detection

DRD-100 Dry-Run Detector

The Yamada® DRD-100 detects increases in air volume due to loss of prime or dry-running, and automatically shuts down the pump to prevent excess cycling and increased diaphragm wear.

Extends life of diaphragm

Eliminate air consumption in dry run applications

Prevents air valve from premature failure

Intrinsically safe operation

Supports remote warning systems

Pulsation Dampeners

AD Series Pulsation Dampeners

Metering / Injection / Dosing

Equalizes discharge pressure spikes, increasing accuracy.

Filter Press/Inline Filters

Increases filter efficiency and life by providing a smooth flow.

Spraying: Smooth, consistent spray pattern.

Filling

Eliminates inconsistent filling and splashing.

Transfer

Eliminates harmful water hammer, preventing pipe and valve damage.

Yamada® AD Pulsation Dampeners incorporate a flow-through design which keeps solids in suspension, maintaining dampener effectiveness.

A completely automatic air motor self-relieves if reduction of discharge head condition occurs.

Port Sizes: 3/8", 1", 1-1/2", and 2"

Dampener Model...	Fits Pump Models
AD-10 (3/8" port)	NDP-5, DP10/15, & NDP-15
AD-25 (1" port)	NDP-20 & NDP-25
AD-40 (1-1/2" port)	NDP-40
AD-50 (2" port)	NDP-50 & NDP-80

Material

Aluminum (ADC-12)	All models
Stainless Steel (316)	All models
Cast Iron	AD-25, AD-40, & AD-50
Polypropylene (PPG)	All models
Kynar®	AD-25 & AD-50

Diaphragm

Choice of seven elastomers.

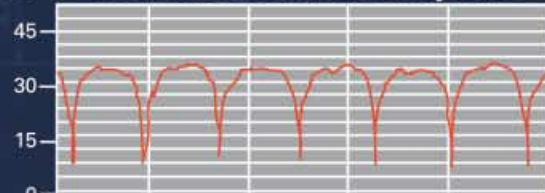
Air Side Coating Options

Epoxy, Teflon®, or E-Nickel plate air-side.

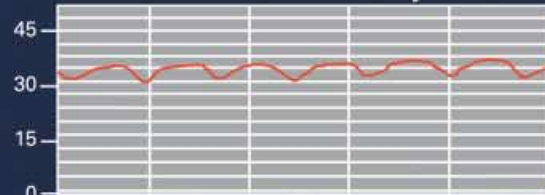
For additional information see the *Yamada AD Dampeners* flyer. Refer to inside back cover for installation diagram.



PSI Without Pulsation Dampener



PSI With Pulsation Dampener



Pump Diaphragms



Rubber Compounds

Neoprene (CR)

Excellent for non-corrosive abrasive applications.

Identification: Dull Black with No Dot
Temperature Range: 0°F to 180°F

Buna-N (NBR)

Excellent for petroleum based fluids.

Identification: Black with a Red or Pink Dot
Temperature Range: 10°F to 180°F

Nordel™ (EPDM)

Excellent for low temperatures, caustics and some acids.

FDA Compliant Material (must be specified).
Identification: Black with Green Dot
Temperature Range: -40°F to 212°F

Viton® (FKM)

Excellent for aggressive fluids and high temperature applications.

Identification: Black with Silver or Blue Dot
Temperature Range: -20°F to 248°F

What to Consider When Selecting the Proper Diaphragm Material

- Chemical resistance
- Cost
- Estimated flex life
- Temperature limitations
- Abrasion resistance

Thermoplastic Compounds

Hytrell® (TPEE)

Excellent general-purpose diaphragm for non-corrosive abrasive applications and high-flex life. FDA compliant material.

Identification: Tan/Cream material with No Dot
Temperature Range: 0°F to 248°F

Santoprene® (TPO)

Excellent for acids or caustics with a very high flex life.

Identification: Black Thermoplastic
Temperature Range: -10°F to 212°F

Teflon® (PTFE)

Excellent choice for pumping highly aggressive fluids, including solvents.

Identification: White diaphragm with No Dot
Temperature Range: 40°F to 212°F

■ Please note that excessive inlet pressure or excessive suction lift can shorten diaphragm life. Please consult Yamada for further information.

Optional Coatings*

Air motor Epoxy and Teflon® coating and E-Nickel plating is available for Yamada pumps for two primary reasons:

Environment: Pump installation in a chemically aggressive location where material or fumes not compatible with Aluminum may contact the air motor; or

Diaphragm Failure: If properly selected, the coating or plating will defend the major Aluminum air valve components from the fluid being pumped.

For internal and external protection, the four major air motor components are independently coated or plated, then assembled.

* Not available for NDP-5 & 15 Series Pumps.



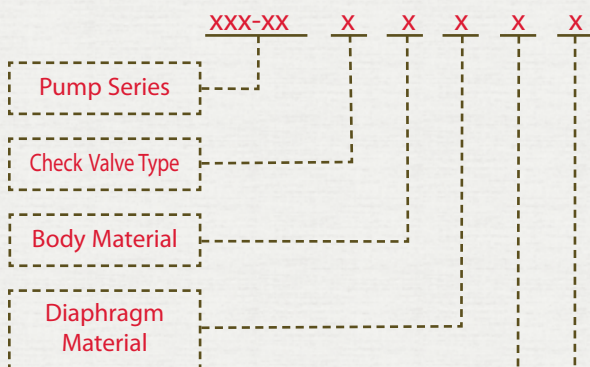
Epoxy Coating

Teflon® Coating

E-Nickel Plating

Additional Options

Model Number Nomenclature



Optional Ball Valve/Seat Materials

- C: Neoprene (CR)
- N: Buna N (NBR)
- E: Nordel™ (EPDM)
- T: Teflon® (PTFE)
- V: Viton® (FKM)
- H: Hytrel® (TPE)
- TPO: Santoprene®
- SS: 316 Stainless Steel (Ball & Seat Only)
- S1: 316 SS Ball Only
- S2: 316 SS Seat Only

Yamada® is a registered trademark of Yamada America, Inc.

SolidPRO® Designed to Pump Fluids Containing Solids is a registered trademark of Yamada America, Inc.

Xtreme Duty Pro™ XDP is a trademark of Yamada America, Inc.

AutoCAD® is a registered trademark of Autodesk, Inc.

Hytrel® is a registered trademark of E.I. du Pont de Nemours and Company.

Kynar® is a registered trademark of Arkema.

Nordel™ is a trademark of DuPont Dow Elastomers.

Ryton® is a registered trademark of Chevron Phillips Chemical Company.

Santoprene® is a registered trademark of Monsanto Co.

Teflon® is a registered trademark of E.I. du Pont de Nemours and Company.

Viton® is a registered trademark of DuPont Performance Elastomers.

Due to Yamada's continued commitment to product improvement, specifications may change without notice.

To properly specify a Yamada pump, the following information is required:

- ✓ Material to be pumped (viscosity and specific gravity)
- ✓ Pumping Temperature (°F or °C)
- ✓ Capacity and Operating Condition
- ✓ Discharge Pressure (PSI or TDH)
- ✓ Corrosive and/or abrasive?
- ✓ Suction Line Details
- ✓ Available Air Supply

A complete specification form and pump selector is available at yamadapump.com

Additional Options

Split Manifolds

- I: Split Suction Manifold
- Z: Both Manifolds Split
- O: Split Discharge Manifold

AP: Abrasion Pads

Air Motors

- X: Epoxy-Coated
- X2: Electroless Nickel-Plated
- XS: Teflon®-Coated
- PP: Glass-filled polypropylene (20/25 series only)

D: Drum Pump (10/15/20/25 Series only)

U: High Performance Muffler

J: Speed Control Muffler

FLG: Flanged Manifold (15/20/25 Series and 40/50/80 Cast Iron only)

L: Destroke (NDP-20 thru NDP-80)

K: 316SS Pilot Valve Seats (20/25 Series only)

Proximity Sensors

- P1: Proximity Sensor 10-30 VDC
- P2: Proximity Sensor 24-240 VAC

Q: Diaphragm Monitor

FDA: FDA Compliant

UL: UL Listed

CSA: CSA Listed

Powder Pumps

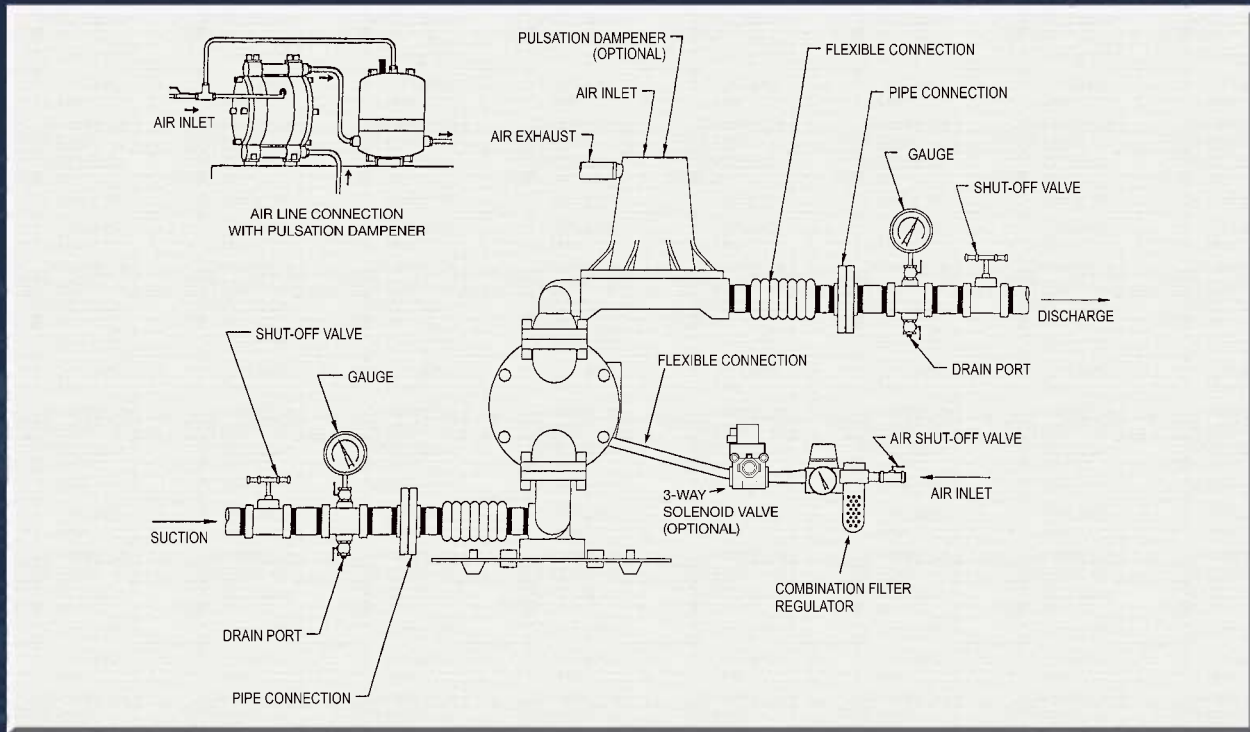
- BH-1: Powder Pump Series 1
- BH-2: Powder Pump Series 2
- BH-3: Powder Pump Series 3

HP: 2:1 High Pressure Pump

EP-20 RA: 20RA Electro-polished Finish (only 5/10/15/20/25 SS)

Installation Diagram

Ideal Air-Powered Double Diaphragm Pump Installation



Understanding Performance Curves

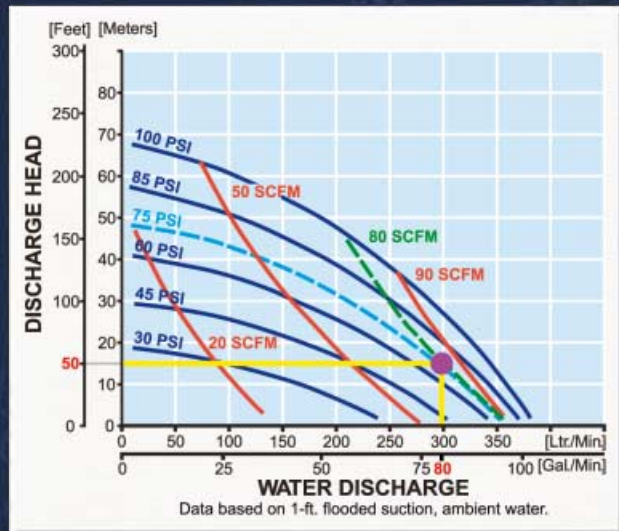
To determine compressed air requirements and proper size for a Yamada air-powered double diaphragm pump, two elements of information are required:

1. Required Flow Rate (GPM)
2. Total Dynamic Head (TDH)

As an example, consider an NDP-40 Series Pump performance curve with **rubber diaphragms**, pumping at 80 GPM (|) at 50' TDH (—).

Point "●" on the performance curve is where the desired **Flow Rate** (GPM) and **Total Dynamic Head** points intersect. This point determines compressed air requirements for the particular pump.

At performance point "●", the pump will require approximately 75 PSI air inlet pressure. To arrive at this figure, follow the solid curve (-----) to the left to read the air pressure rating in PSI.



By looking at the nearest dashed line (-----), it is determined the pump will require approximately 80 SCFM of air volume.

Yamada®

yamadapump.com



YOUR LOCAL DISTRIBUTOR:

Yamada America, Inc.
955 East Algonquin Road
Arlington Heights, Illinois 60005

800 990-7867 Toll-Free
847 631-9200 Phone
847 631-9273 Fax

E-mail: sales@yamadapump.com
Web: yamadapump.com